

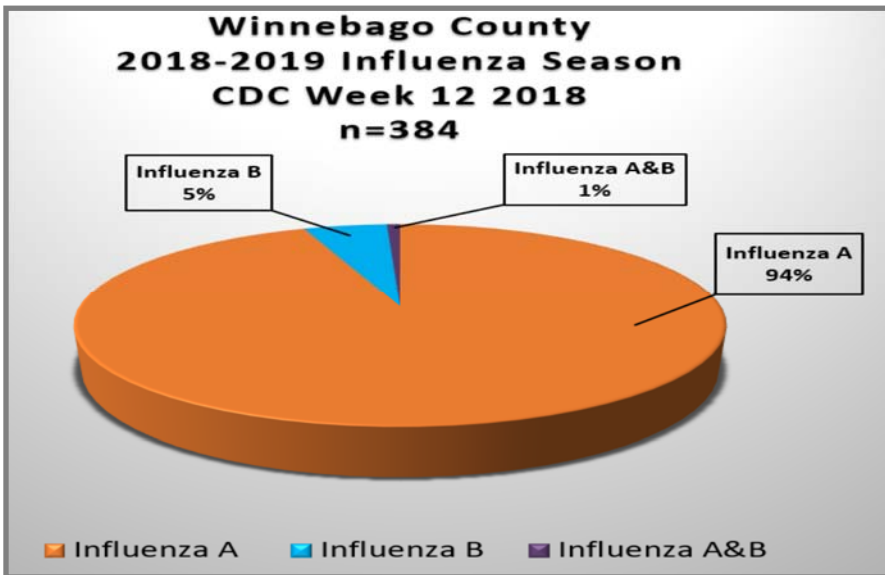
Influenza

SURVEILLANCE REPORT

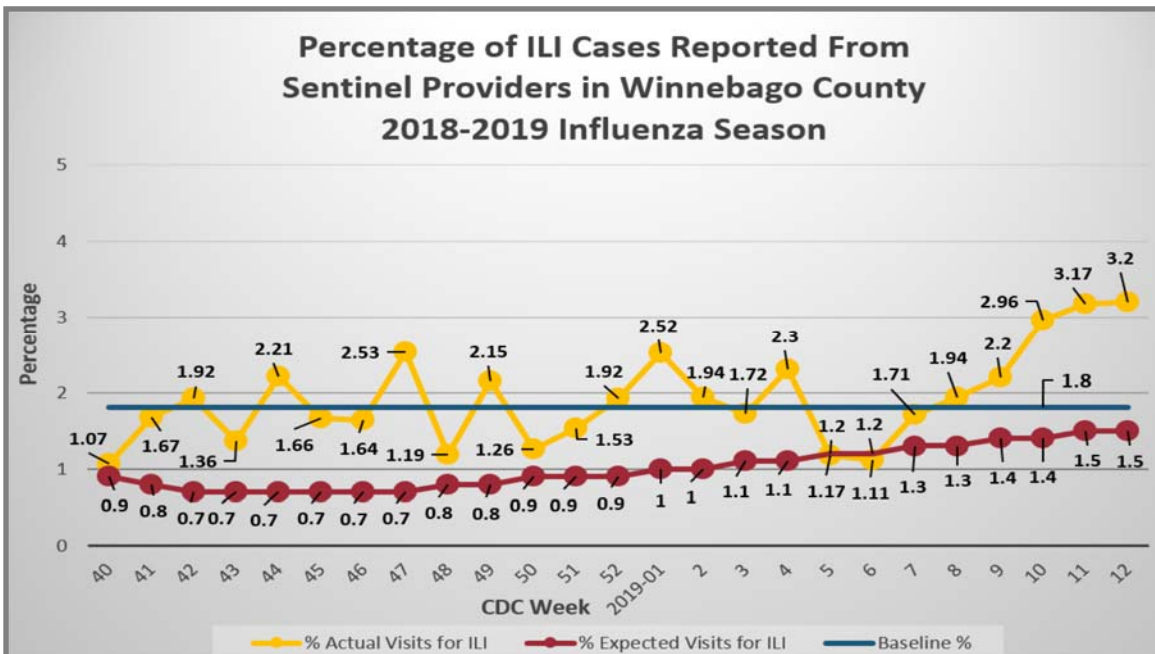
CDC Week 12: Week Ending Saturday, March 23, 2018

Vaccination is the best way to protect against influenza infection.
 All Winnebago County residents aged six months and older should be vaccinated annually.

Weekly Influenza Activity Summary: This week's surveillance activities shows **384** cases of influenza in Winnebago County as detailed in this report. Influenza surveillance for the County involves the weekly collection of data from our partners including hospitals, physicians, clinics, long term care (LTC) facilities and laboratories. Thank you to all of the surveillance partners for their help in collecting this information.



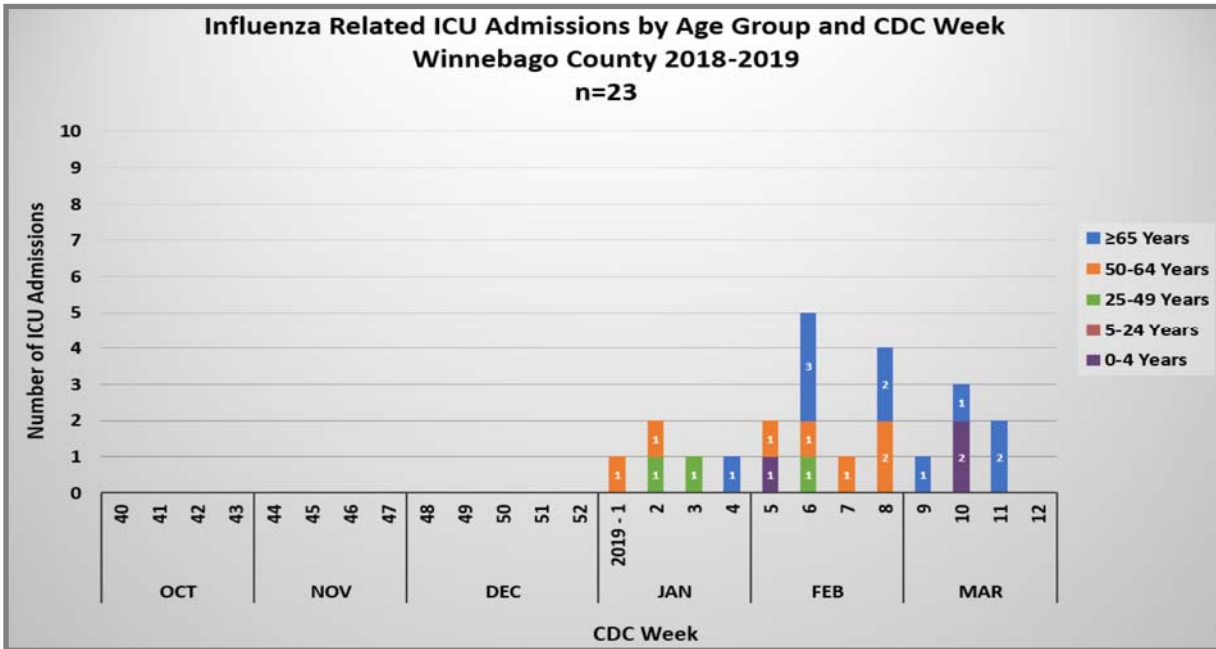
Age Range	Influenza A	Influenza B	Influenza A&B
0-4	73	3	0
5-17	140	6	2
18-64	125	10	1
65+	24	0	0
TOTALS	362	19	3



← Figure 1: Illustrates the percentage of emergency department visits with a complaint of ILI reported during the surveillance week compared to the expected percentage and the baseline percentage for ILI. ILI "Influenza like Illness" is defined as fever $\geq 100^{\circ}\text{F}$ and cough and/or sore throat.

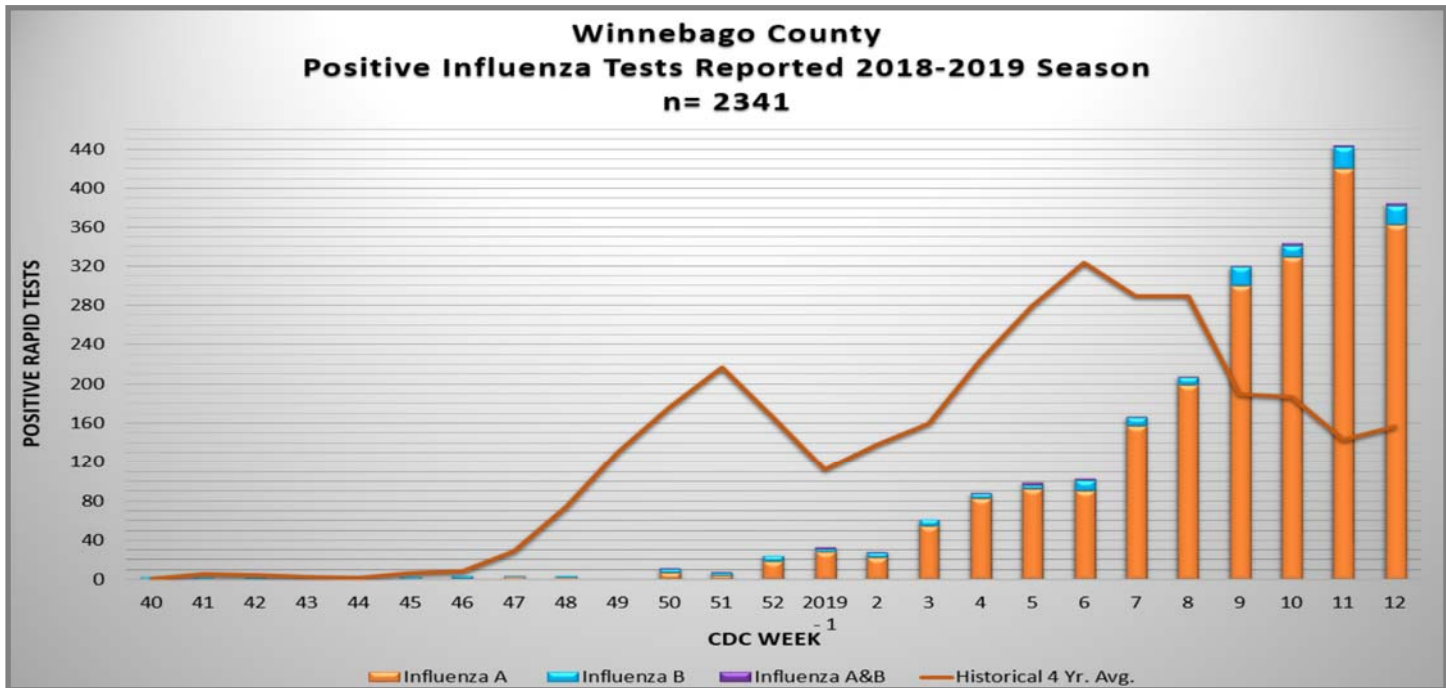
Influenza ICU Admissions & Historical Surveillance Data

Influenza-associated Intensive Care Unit (ICU) Admissions:



← Figure 2: Illustrates the total number of ICU admissions reported during the current Influenza Surveillance Period.

↓ Figure 3: Illustrates the total number of flu cases reported during the current influenza surveillance period. The four year historical average for the County is noted by the orange line on the graph.



Practice and promote the three C's in helping prevent the spread of influenza in our community:

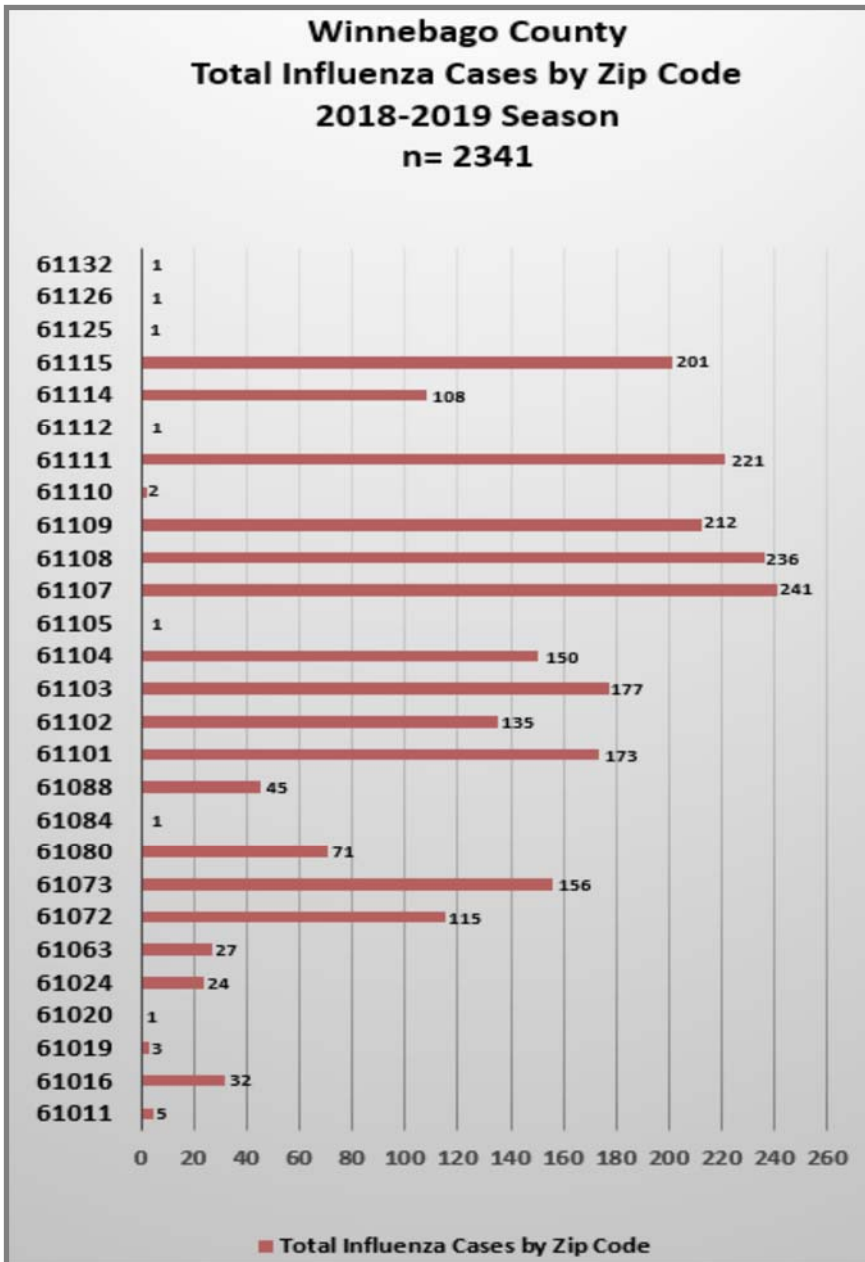
- CLEAN** - Wash your hands
- COVER** - Cover your cough and sneeze
- CONTAIN** - Contain your germs, stay home if you are sick

Long Term Care Outbreaks & Influenza Geographic Surveillance Data

Influenza Outbreak Activity in Long Term Care Facilities: The Health Department uses surveillance data to monitor influenza outbreaks in long term care facilities as part of the community's current activity with influenza. An outbreak is defined as two or more cases of ILI occurring within 72 hours among residents of a facility.

CDC Week Number	Outbreak Record #	Number of Residents with ILI Symptoms	Influenza Tests Completed	Number of Positive Tests	Vaccination Rate of Residents Tested	Number of Staff with ILI Symptoms
12	IL2019-0250	10	10	6	90%	2

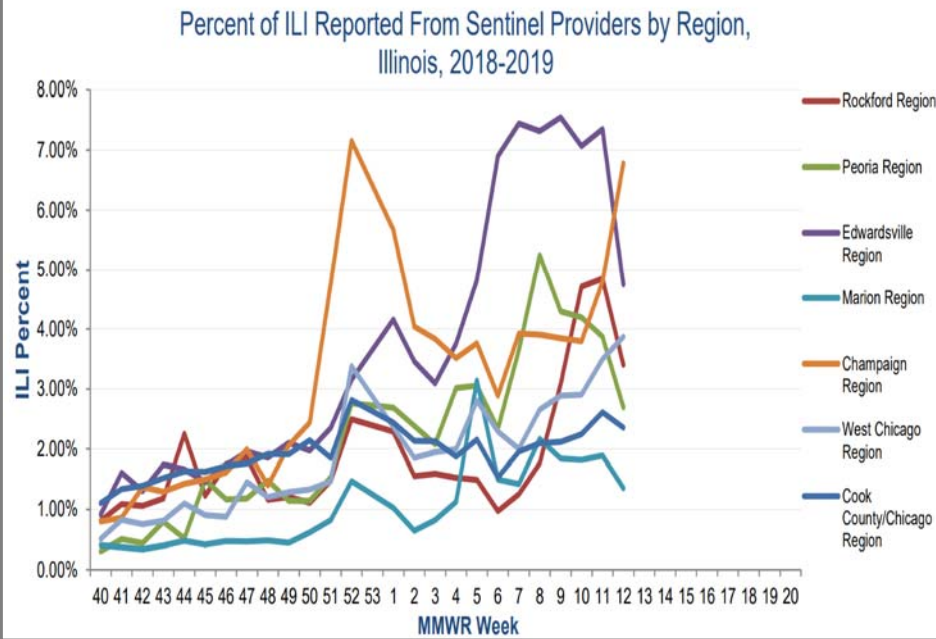
Geographic Breakdown of Positive Influenza Tests in the County: The Health Department uses surveillance data to monitor positive influenza tests throughout the County by ZIP codes.



Total Number of Influenza Cases for The Reporting Week by Zip Code			
Zip Code	Influenza A	Influenza B	Influenza A&B
61011	1	0	0
61016	3	1	0
61019	1	0	0
61024	7	1	0
61063	9	0	1
61072	12	0	0
61073	25	0	0
61080	9	1	0
61088	9	0	0
61101	20	0	0
61102	22	1	0
61103	22	0	0
61104	23	1	0
61107	44	1	0
61108	41	5	0
61109	42	4	1
61111	31	2	0
61114	11	0	0
61115	30	2	1
Totals for the Week	362	19	3

Influenza Like Illness¹ (ILI) Reported on a State Level and National Influenza Activity

Sentinel Provider Reports



↑ Figure 4: Illustrates the percentage emergency department visits with a complaint of ILI reported during the surveillance week across the State of Illinois.

Table 1 ↓: Illustrates the actual number of emergency department visits with a complaint of ILI reported during each surveillance week compared to the expected number of ILI complaints.

Actual Number of ILI Cases Reported in Winnebago County 2018-2019 Influenza Season

CDC Week	Actual Number	Expected Number
7	42	19.4
8	48	19.9
9	57	20.6
10	76	21.9
11	88	23.4
12	79	25.2
SEASON TOTAL	891	420.6

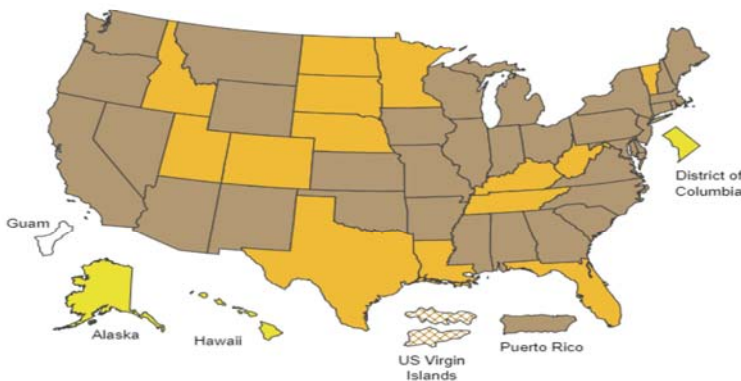
FLUVIEW



A Weekly Influenza Surveillance Report Prepared by the Influenza Division

Weekly Influenza Activity Estimates Reported by State and Territorial Epidemiologists*

Week Ending Mar 23, 2019 - Week 12



*This map indicates geographic spread and does not measure the severity of influenza activity.

← Figure 5: Illustrates the national weekly influenza activity for the reporting week.

¹ ILI "Influenza like Illness" is defined as fever $\geq 100^{\circ}\text{F}$ and cough and/or sore throat.

For more information, contact WCHD at 815-720-4050, or visit our website at: www.wchd.org.

Like us: facebook.com/WinnebagoCountyHealth/

Follow us: twitter.com/Winncohealth

Or contact us at: Winnebago County Health Department, 555 N. Court Street, PO Box 4009, Rockford, Illinois 61110.