

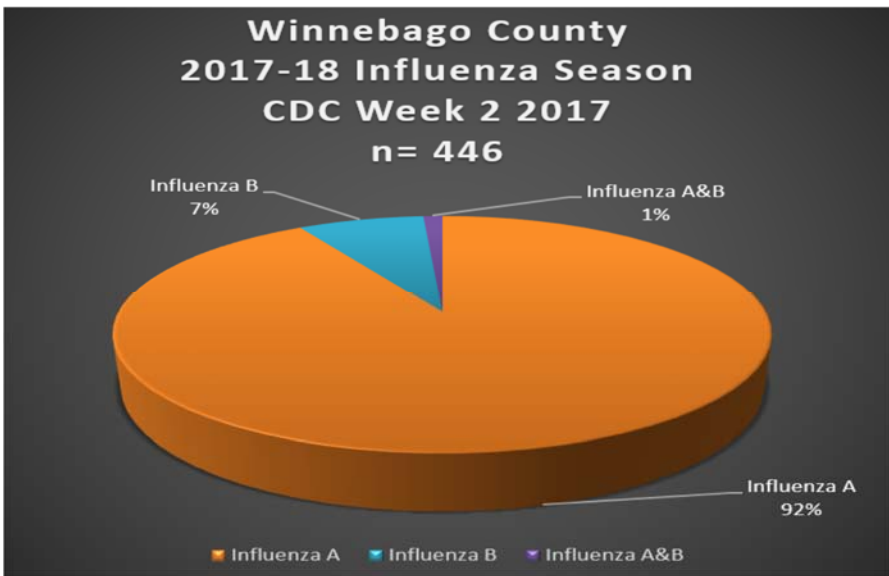
# Influenza

## SURVEILLANCE REPORT

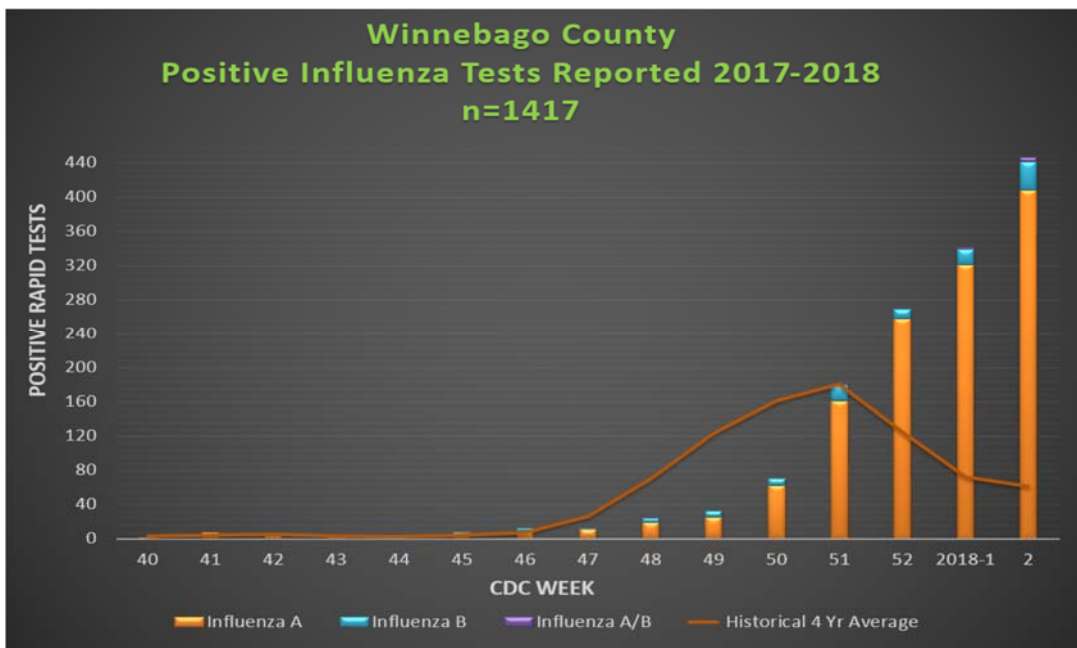
### CDC Week 2: Week Ending Saturday, January 13, 2018

Vaccination is the best way to protect against influenza infection.  
 All Winnebago County residents aged six months and older should be vaccinated annually.

**Weekly Influenza Activity Summary:** This week's surveillance activities identified **446** cases of influenza in the County as detailed in this report. Influenza surveillance for Winnebago County involves the weekly collection of data from surveillance partners including hospitals, physicians, clinics, long term care (LTC) facilities and laboratories. WCHD thanks all of the surveillance partners for their help in collecting this information.



Total Number of Influenza Cases for the Reporting Week by Age Distribution			
Age Range	Influenza A	Influenza B	Influenza A&B
0-4	76	2	0
5-17	80	8	1
18-64	196	20	3
65+	56	3	1
<b>TOTALS</b>	<b>408</b>	<b>33</b>	<b>5</b>



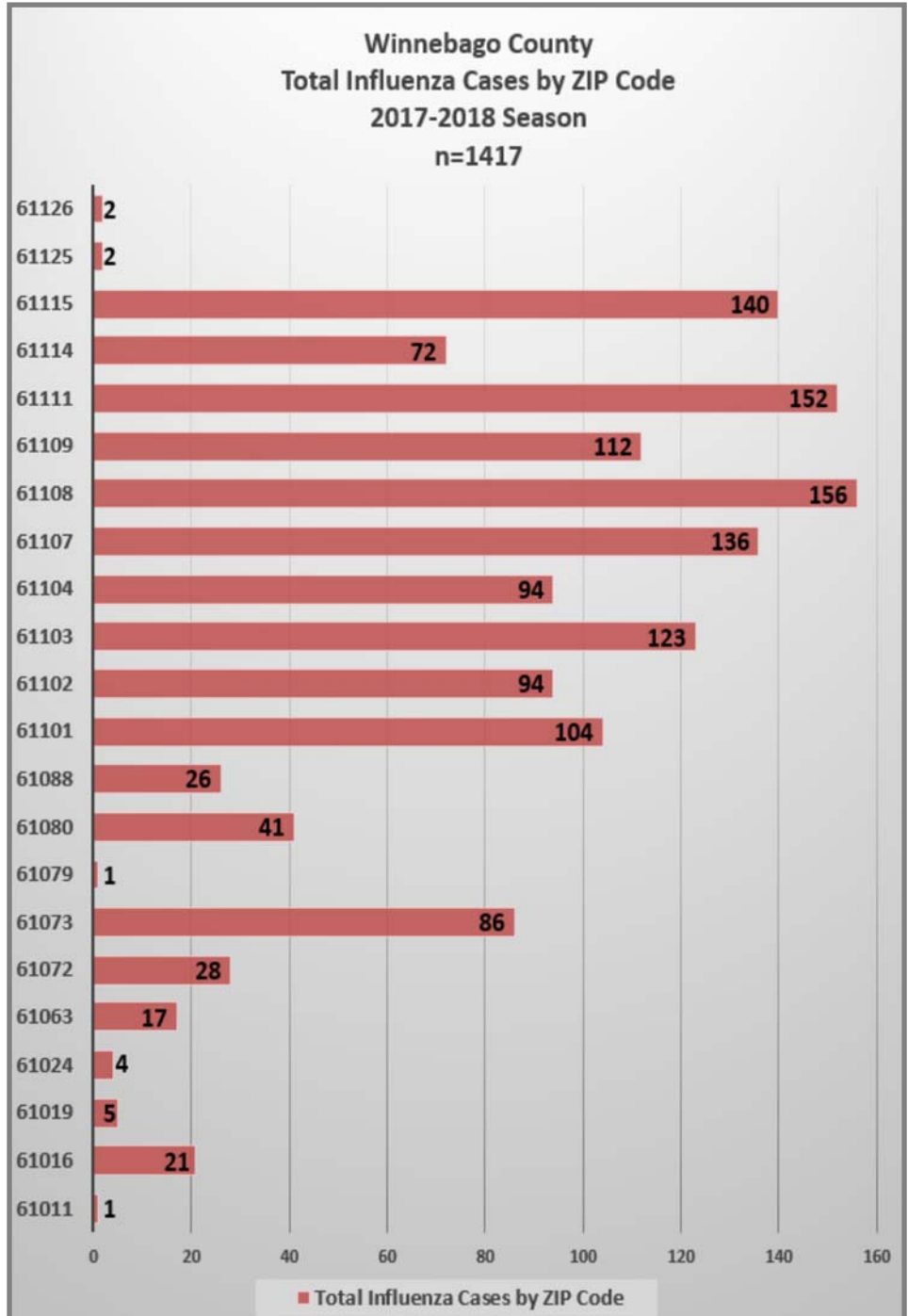
← Figure 1: Illustrates the total number of cases reported during the current Influenza Surveillance Period. The four year historical average for the County is noted by the orange line on the graph.

Note: Additional cases of influenza were reported during the current week whose results were not previously reported in prior weeks.

## Influenza Surveillance Data Geographic Breakdown

**Geographic Breakdown of Positive Influenza Tests in the County:** The Health Department uses surveillance data to monitor positive influenza tests throughout the County by ZIP Code.

Total Number of Influenza Cases for the Reporting Week By ZIP Code			
Zip Code	Influenza A	Influenza B	Influenza A&B
61016	2	0	0
61019	4	0	0
61024	2	0	0
61063	5	2	0
61072	7	0	0
61073	20	1	0
61080	12	1	0
61088	10	3	0
61101	33	1	0
61102	26	2	1
61103	42	1	1
61104	28	1	0
61107	44	3	0
61108	44	5	0
61109	21	4	0
61111	54	5	1
61114	19	2	0
61115	33	1	2
61125	2	0	0
61126	0	1	0
<b>Totals for the Week</b>	<b>408</b>	<b>33</b>	<b>5</b>



➔ Practice and promote the three C's in helping prevent the spread of influenza in our community:

**CLEAN** - Wash your hands

**COVER** - Cover your cough and sneeze

**CONTAIN** - Contain your germs, stay home if you are sick

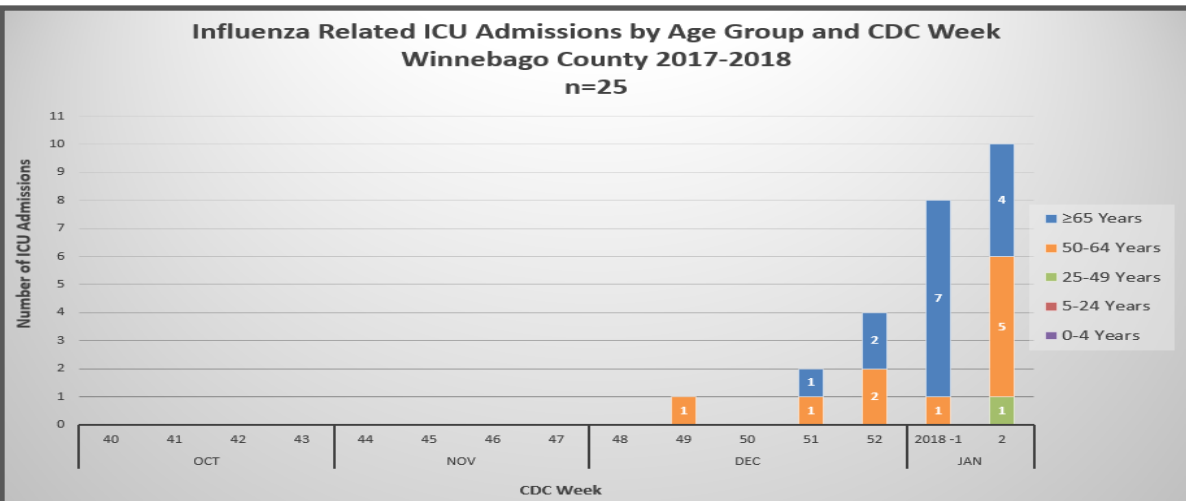
# Influenza Surveillance Data

## LTC Outbreaks, ICU Admissions & Flu View


### Influenza Outbreak Activity in Long Term Care Facility:

The Health Department uses surveillance data to monitor influenza outbreaks in long term care facilities as part of the community's current activity with influenza. An outbreak is defined as two or more cases of ILI occurring within 72 hours among residents of a facility.

CDC Week Number	Outbreak Record #	Number of Residents with ILI Symptoms	Influenza Tests Completed	Number of Positive Tests	Vaccination Rate of Residents Tested	Number of Staff with ILI Symptoms
52	IL2018-0016	5	5	3	100%	2
1	IL2018-0065	13	13	3	92%	2
2	IL2018-0190	10	10	4	Pending	8



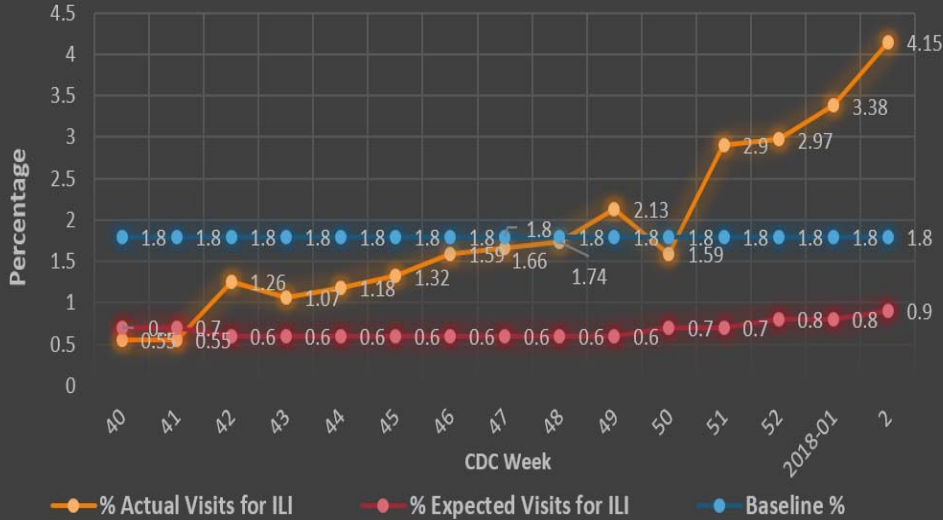
← Figure 2: Illustrates the total number of ICU admissions reported during the current Influenza Surveillance Period.



← Figure 3: Illustrates national influenza activity for the reporting week.

# Influenza Like Illness<sup>1</sup> (ILI) Reported on a Local and State Level

Percentage of ILI Cases Reported From Sentinel Providers in Winnebago County  
2017-2018 Influenza Season



← Figure 4: Illustrates the percentage of emergency department visits with a complaint of ILI reported during the surveillance week compared to the expected percentage and the baseline percentage for ILI.

Table 1 ↓: Illustrates the actual number of emergency department visits with a complaint of ILI reported during each surveillance week compared to the expected number of

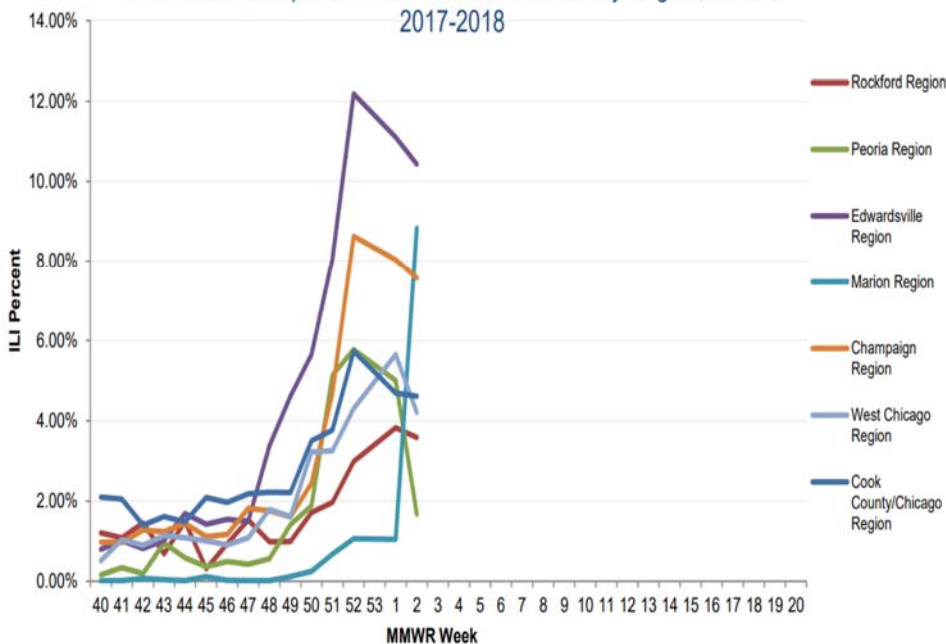
Actual Number of ILI Cases Reported in Winnebago County  
2017-2018 Influenza Season

CDC Week	Actual Number	Expected Number
44	37	16
45	41	16.6
46	52	17.1
47	50	17.5
48	58	18.1
49	68	18.9
50	51	20
51	93	21.2
52	88	22.8
2018 - 1	98	24.1
2	123	27
<b>SEASON TOTAL</b>	<b>861</b>	<b>290.9</b>

← Figure 5: Illustrates the percentage of emergency department visits with a complaint of ILI reported during the surveillance week across the State of Illinois.

## Sentinel Provider Reports

Percent of ILI Reported From Sentinel Providers by Region, Illinois, 2017-2018



1. ILI "Influenza like illness" is defined as fever  $\geq 100^{\circ}\text{F}$  and cough and/or sore throat.

Note: All data are preliminary and may change as more reports are received.

For more information, contact WCHD at 815-720-4050, or visit our website at: [www.wchd.org](http://www.wchd.org). Like us: [facebook.com/Winnebago County Health Department](https://www.facebook.com/WinnebagoCountyHealthDepartment). Follow us: [twitter.com/Winncohealth](https://twitter.com/Winncohealth). Or contact us at: Winnebago County Health Department, 401 Division Street, PO Box 4009, Rockford, Illinois 61110.