

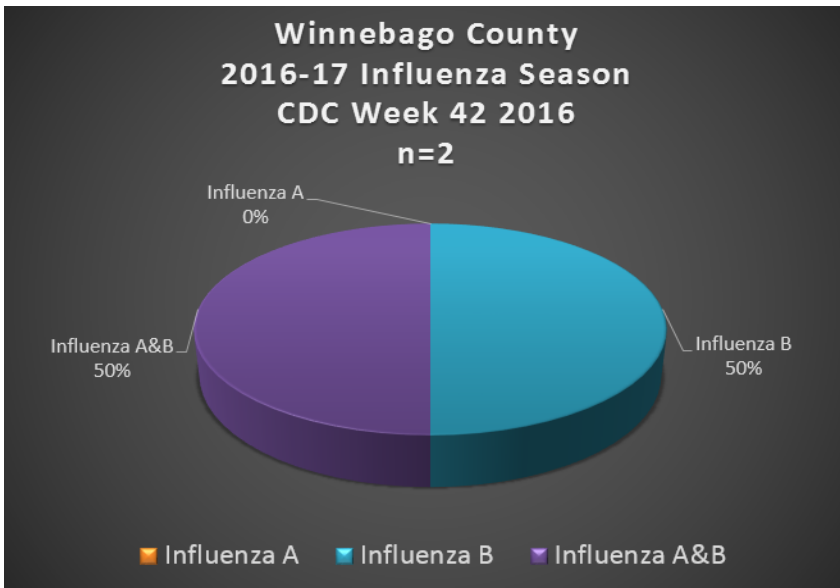
# Influenza

## SURVEILLANCE REPORT

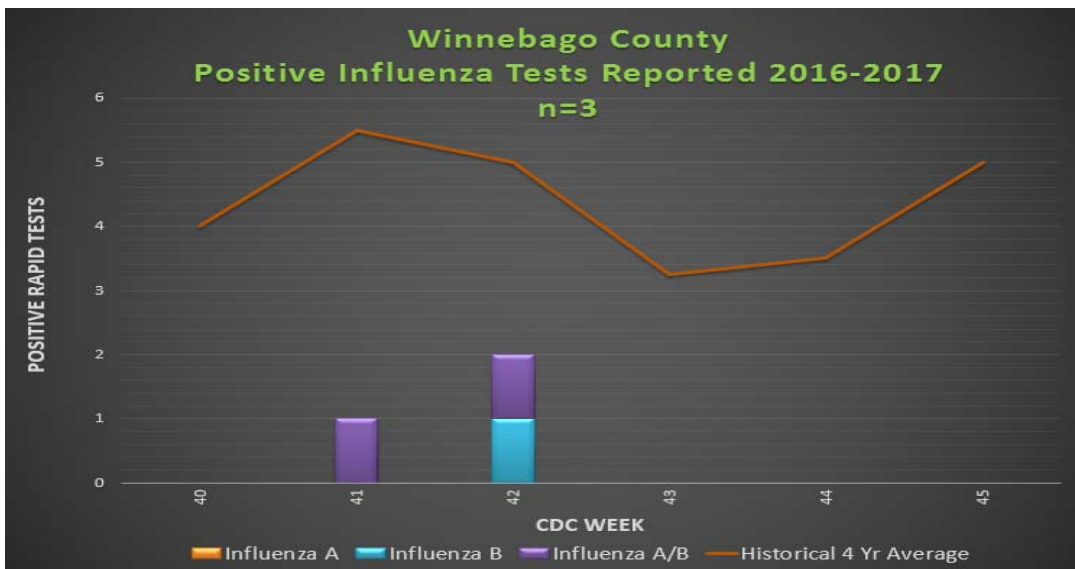
### CDC Week 42: Week Ending Saturday, October 22, 2016

Vaccination is the best way to protect against influenza infection.  
 All Winnebago County residents aged six months and older should be vaccinated annually.

**Weekly Influenza Activity Summary:** This week's surveillance activities reports two cases of influenza in the County as detailed in this report. Influenza surveillance for Winnebago County involves the weekly collection of data from surveillance partners including hospitals, physicians, clinics, long term care (LTC) facilities and laboratories. Thank you to all of the surveillance partners for their help in collecting this information.



Total Number of Influenza Cases for the Reporting Week			
Age Range	Influenza A	Influenza B	Influenza A&B
0-4	0	0	0
5-17	0	0	0
18-64	0	0	0
65+	0	1	1
<b>TOTALS</b>	<b>0</b>	<b>1</b>	<b>1</b>

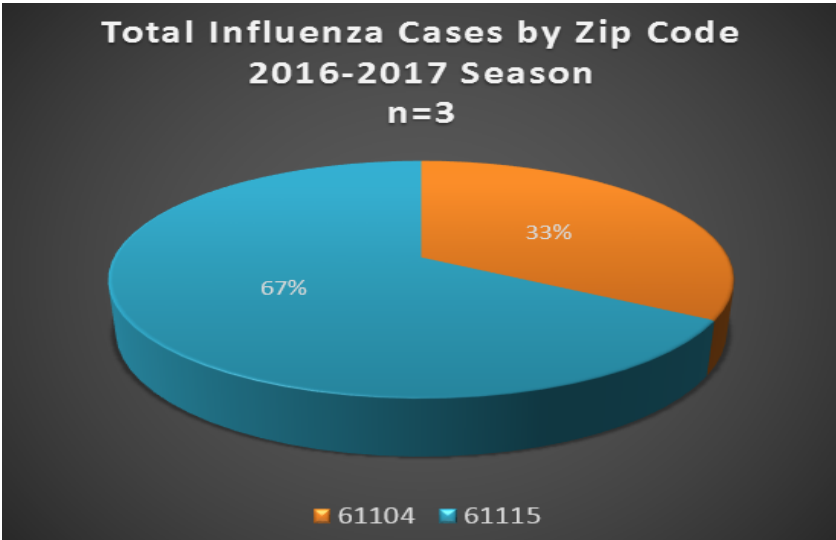


← Figure 1: Illustrates the total number of cases reported during the current Influenza Surveillance Period. The four year historical average for the County is noted by the orange line on the graph.

# Influenza Surveillance Data

## Geographic, Outbreaks, Admissions, Flu View

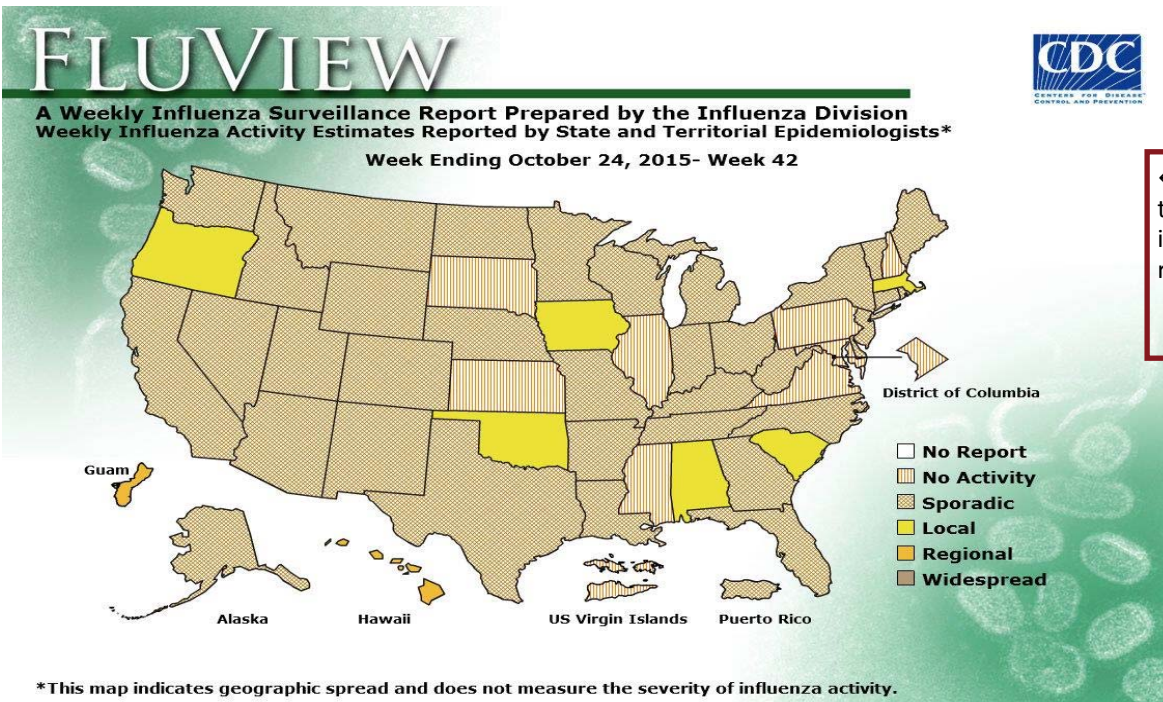
**Geographic Breakdown of Positive Influenza Tests in the County:** The Health Department uses surveillance data to monitor positive influenza tests throughout the County by zip codes.



Total Number of Influenza Cases for the Reporting Week By Zip Code			
Zip Code	Influenza A	Influenza B	Influenza A&B
61115	0	1	1
<b>Totals for the Week</b>	<b>0</b>	<b>1</b>	<b>1</b>

**Influenza Outbreak Activity in Long Term Care Facility:** The Health Department uses surveillance data to monitor influenza outbreaks in long term care facilities as part of the community's current activity with influenza. An outbreak is defined as two or more cases of ILI occurring within 72 hours among residents of a facility. No outbreaks were reported during this week.

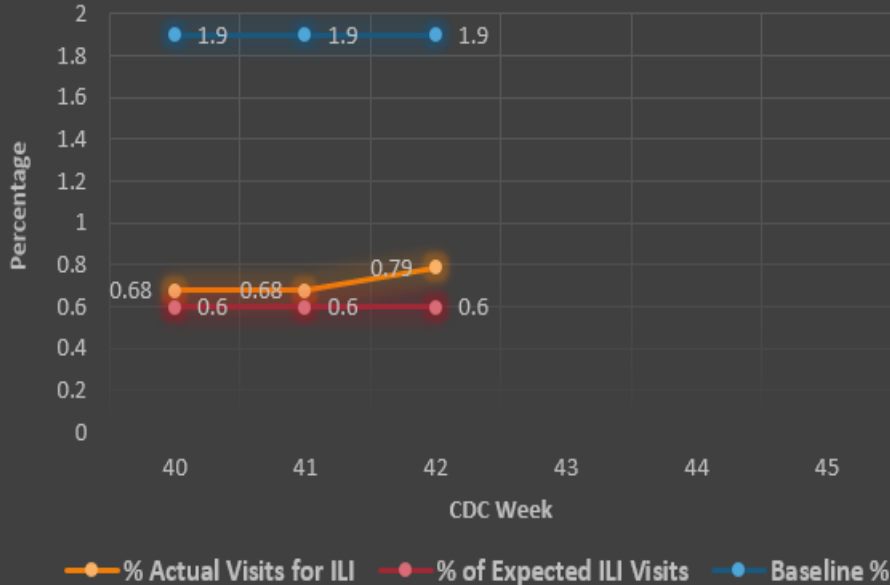
CDC Week Number	Outbreak Record #	Number of Residents with ILI Symptoms	Influenza Tests Completed	Number of Positive Tests	Vaccination Rate of Residents Tested	Number of Staff with ILI Symptoms
42	0	0	0	0	0	0



← Figure 2: Illustrates the national weekly influenza activity for the reporting week.

# Influenza Like Illness<sup>1</sup> (ILI) Reported on a Local and State Level

Percentage of ILI Cases Reported From Sentinel Providers in Winnebago County  
2016-2017 Influenza Season




← Figure 3: Illustrates the percentage emergency room visits with a complaint of ILI reported during the surveillance week compared to the expected percentage and the baseline percentage for ILI.

Table 1 ↓: Illustrates the actual number of emergency room visits with a complaint of ILI reported during each surveillance week compared to the expected number of ILI complaints.

Actual Number of ILI Cases Reported in Winnebago County  
2016-2017 Influenza Season

CDC Week	Actual Number	Expected Number
40	19	10
41	17	10
42	22	10.8
43		
44		
45		
<b>SEASON TOTAL</b>	<b>58</b>	<b>30.8</b>

Percent of ILI Reported From Sentinel Providers by Region, Illinois, Influenza Season 2016-2017



← Figure 4: Illustrates the percentage emergency room visits with a complaint of ILI reported during the surveillance week across the State of Illinois.

<sup>1</sup> ILI "Influenza like Illness" is defined as fever  $\geq 100^{\circ}\text{F}$  and cough and/or sore throat.

For more information, contact WCHD at 815-720-4050, or visit our website at: [www.wchd.org](http://www.wchd.org). Like us: [facebook.com/Winnebago County Health Department](https://www.facebook.com/WinnebagoCountyHealthDepartment). Follow us: [twitter.com/Winncohealth](https://twitter.com/Winncohealth). Or contact us at: Winnebago County Health Department, 401 Division Street, PO Box 4009, Rockford, Illinois 61110.