

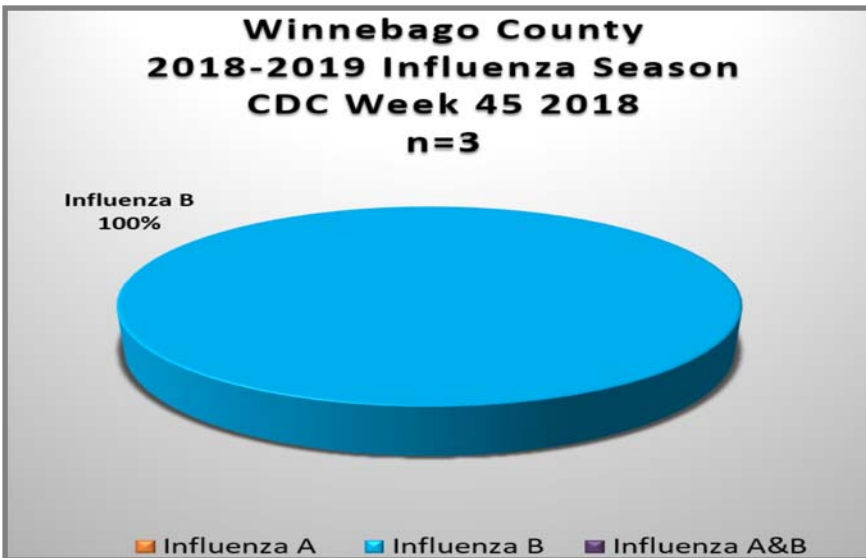
# Influenza

## SURVEILLANCE REPORT

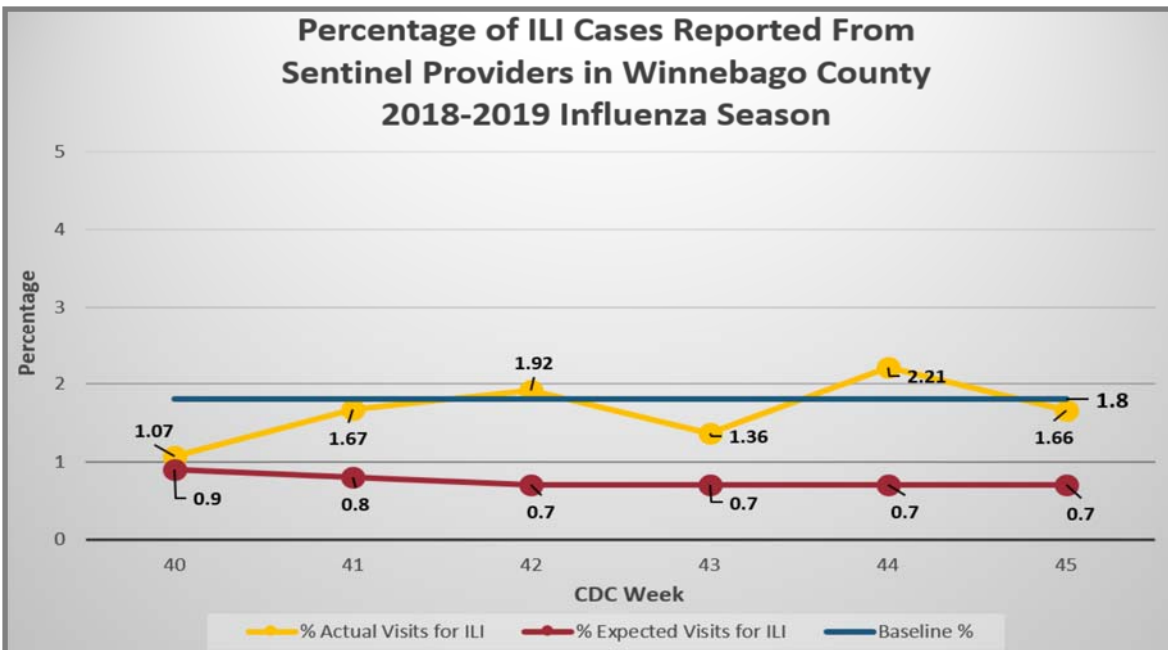
### CDC Week 45: Week Ending Saturday, November 10, 2018

Vaccination is the best way to protect against influenza infection.  
 All Winnebago County residents aged six months and older should be vaccinated annually.

**Weekly Influenza Activity Summary:** This week's surveillance activities shows **3** cases of influenza in Winnebago County as detailed in this report. Influenza surveillance for the County involves the weekly collection of data from our partners including hospitals, physicians, clinics, long term care (LTC) facilities and laboratories. Thank you to all of the surveillance partners for their help in collecting this information.



Total Number of Influenza Cases for the Reporting Week By Age Distribution			
Age Range	Influenza A	Influenza B	Influenza A&B
0-4	0	1	0
5-17	0	0	0
18-64	0	2	0
65+	0	0	0
<b>TOTALS</b>	<b>0</b>	<b>3</b>	<b>0</b>

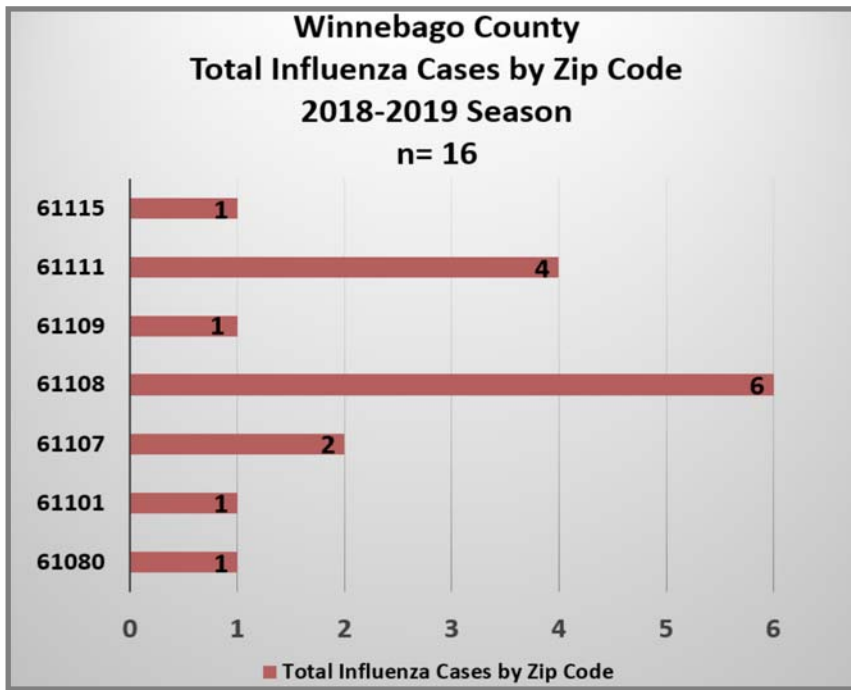


← Figure 1: Illustrates the percentage of emergency department visits with a complaint of ILI reported during the surveillance week compared to the expected percentage and the baseline percentage for ILI. ILI "Influenza like Illness" is defined as fever  $\geq 100^{\circ}\text{F}$  and cough and/or sore throat.

# Influenza Surveillance Data

## Geographic, Admissions, Outbreaks, Positive Tests

**Geographic Breakdown of Positive Influenza Tests in the County:** The Health Department uses surveillance data to monitor positive influenza tests throughout the County by ZIP codes.

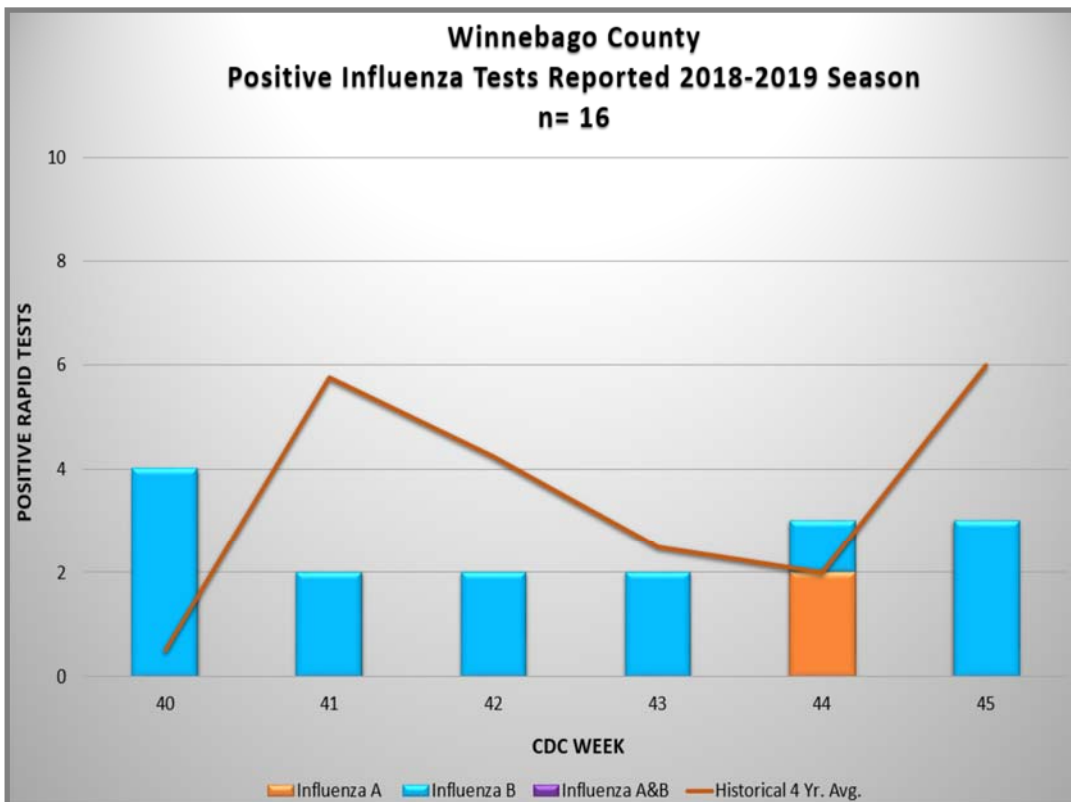


Total Number of Influenza Cases for the Reporting Week By ZIP Code			
ZIP Code	Influenza A	Influenza B	Influenza A&B
61107	0	1	0
61108	0	1	0
61111	0	1	0
<b>Totals for the Week</b>	<b>0</b>	<b>3</b>	<b>0</b>

**Influenza-associated Intensive Care Unit (ICU) Admissions:**

**No influenza ICU admissions were reported during week 45.**

**Influenza Outbreak Activity in Long Term Care Facilities:** The Health Department uses surveillance data to monitor influenza outbreaks in long term care facilities as part of the community's current activity with influenza. An outbreak is defined as two or more cases of ILI occurring within 72 hours among residents of a facility.  
**No outbreaks were reported during week 45.**



← Figure 2: Illustrates the total number of flu cases reported during the current influenza surveillance period. The four year historical average for the County is noted by the orange line on the graph.

# Influenza Like Illness<sup>1</sup> (ILI) Reported on a State Level and National Influenza Activity

## Sentinel Provider Reports

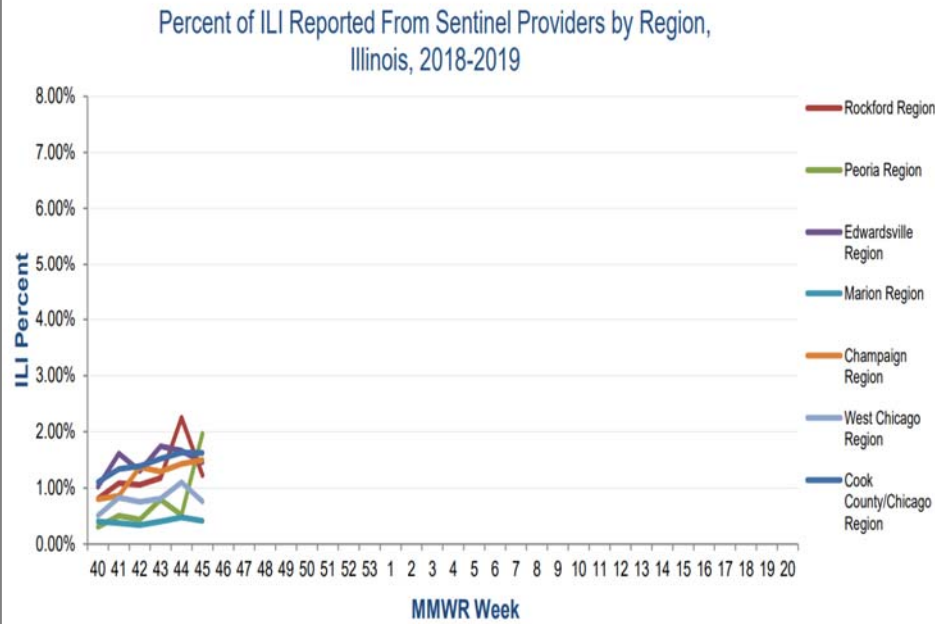
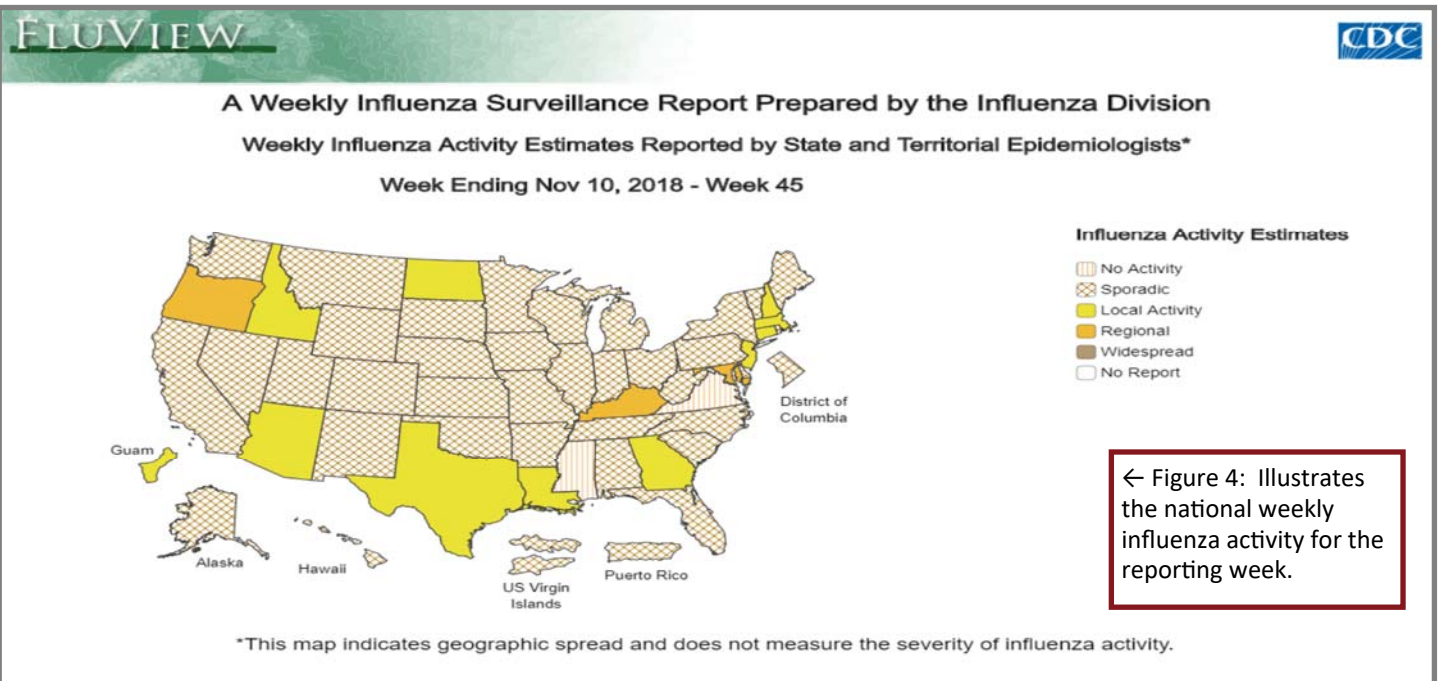


Table 1 ↓: Illustrates the actual number of emergency department visits with a complaint of ILI reported during each surveillance week compared to the expected number of ILI complaints.

## Actual Number of ILI Cases Reported in Winnebago County 2018-2019 Influenza Season

CDC Week	Actual Number	Expected Number
40	15	21.1
41	24	18.7
42	27	16.6
43	19	15.4
44	30	14.4
45	23	13.6
<b>SEASON TOTAL</b>	<b>138</b>	<b>99.8</b>

↑ Figure 3: Illustrates the percentage emergency department visits with a complaint of ILI reported during the surveillance week across the State of Illinois.



← Figure 4: Illustrates the national weekly influenza activity for the reporting week.

<sup>1</sup> ILI "Influenza like Illness" is defined as fever  $\geq 100^{\circ}\text{F}$  and cough and/or sore throat.

For more information, contact WCHD at 815-720-4050, or visit our website at: [www.wchd.org](http://www.wchd.org).

Like us: [facebook.com/WinnebagoCountyHealth/](https://www.facebook.com/WinnebagoCountyHealth/)

Follow us: [twitter.com/Winncohealth](https://twitter.com/Winncohealth)

Or contact us at: Winnebago County Health Department, 555 N. Court Street, PO Box 4009, Rockford, Illinois 61110.