



**Weekly Influenza Surveillance Report
CDC Week 10 March 4th– March 10th, 2012**

In Brief:

Mortality

Confirmed deaths from Pneumonia/Influenza Week 10: **4**

Percent of deaths due to Pneumonia/Influenza Week 10: **5.71%**

Influenza-Like Illness Surveillance

Sentinel Site ILI rate -Week 10 ending March 10th: **2.15 %**

Pneumonia Hospital Admissions

Week 10 Ending March 10th: **30**

Previous Week 9 Ending February 25th: **26**

Note: Numbers include 2 hospitals and are one week behind due to reporting methods.

School Attendance Week 10 Ending February March 10th: **99.9 %**

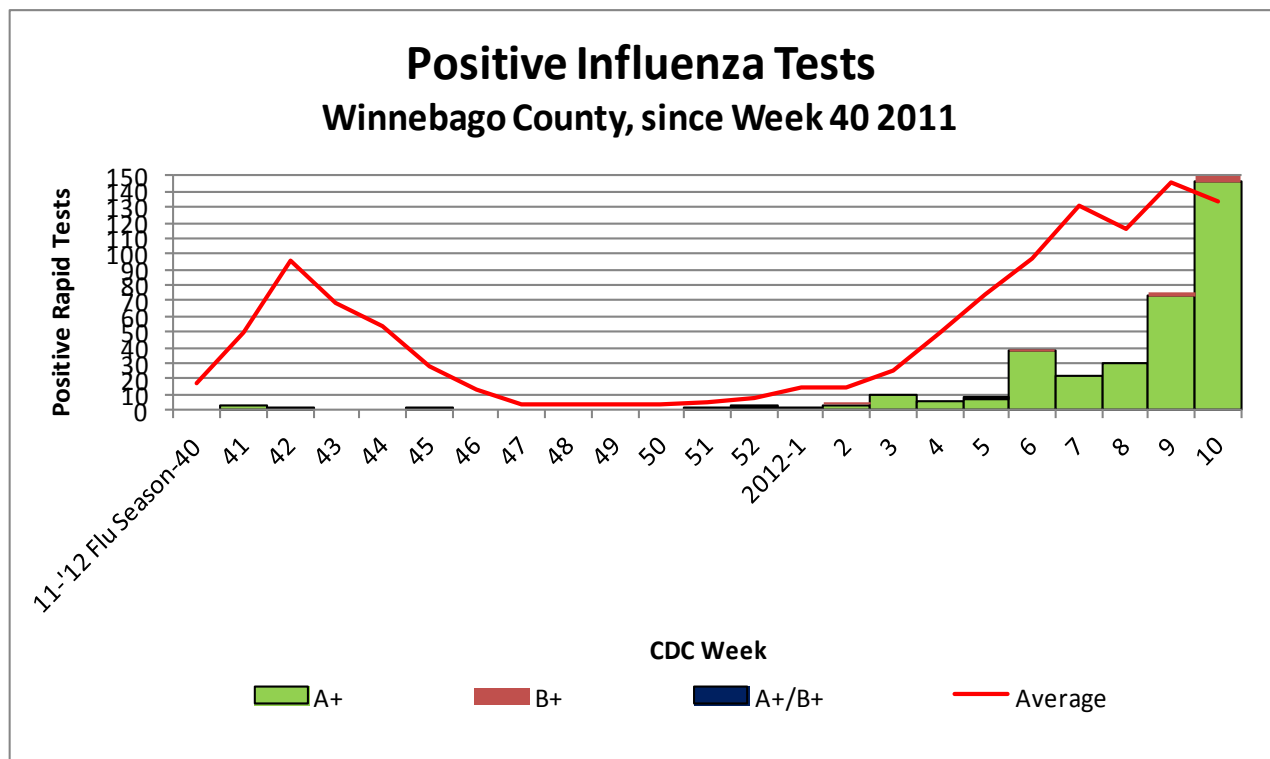


Figure 1 displays the current number of rapid flu cases reported to our department and broken down by influenza sub-typing compared to a 4-year historical average (the red line). 344 total positive rapid flu cases have been reported for the 2011-12 flu season. 156 cases of influenza have been reported for week 10.

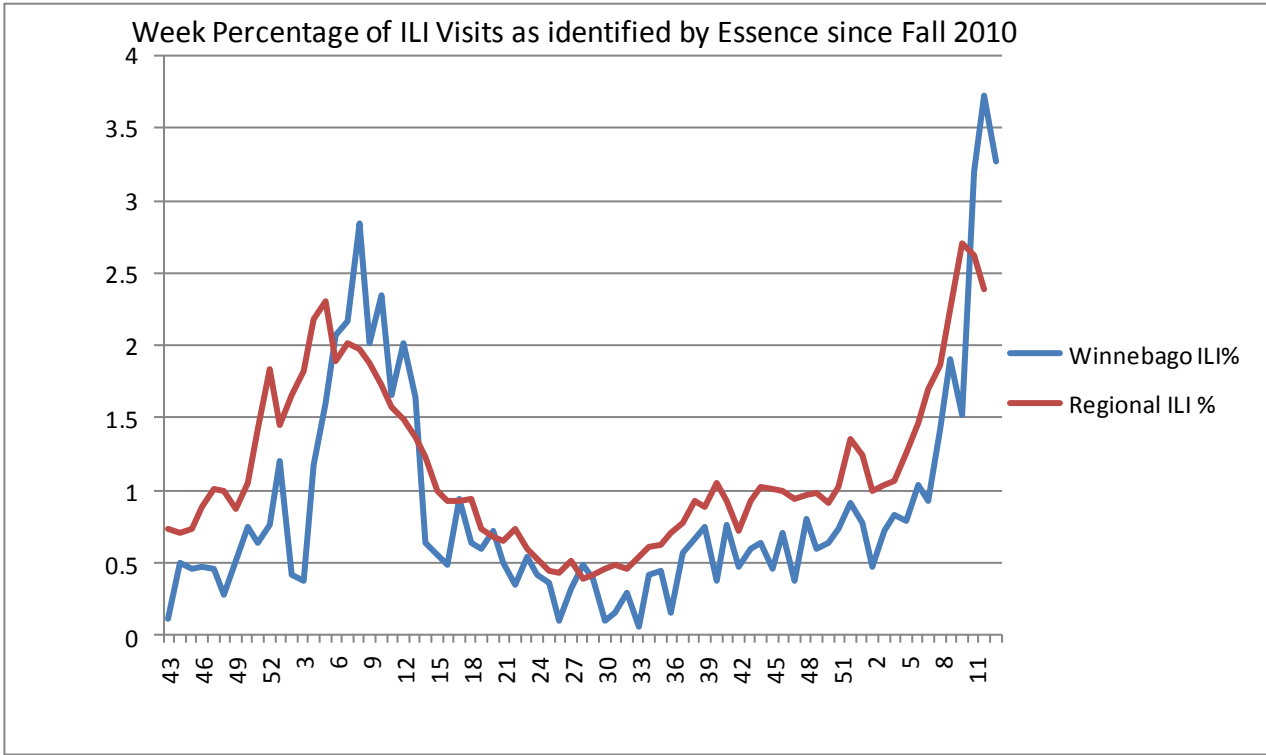


Figure 2 displays the weekly percentage of Influenza-Like Illness (ILI) as identified by the Essence Syndromic Surveillance System. The blue line shows the percentage of ILI Emergency Department visits in Winnebago County from our two participating hospitals and the red line shows the regional ILI percentage for all counties participating in ESSENCE. For CDC Week 10, Winnebago County reported an ILI percent of **3.2**, higher than the regional ILI percent of **2.57**. This graph displays the most current Essence data, which is through CDC Week 12. ILI for CDC Week 12 for Winnebago County is **3.27**, compared with regional ILI at **2.39**.

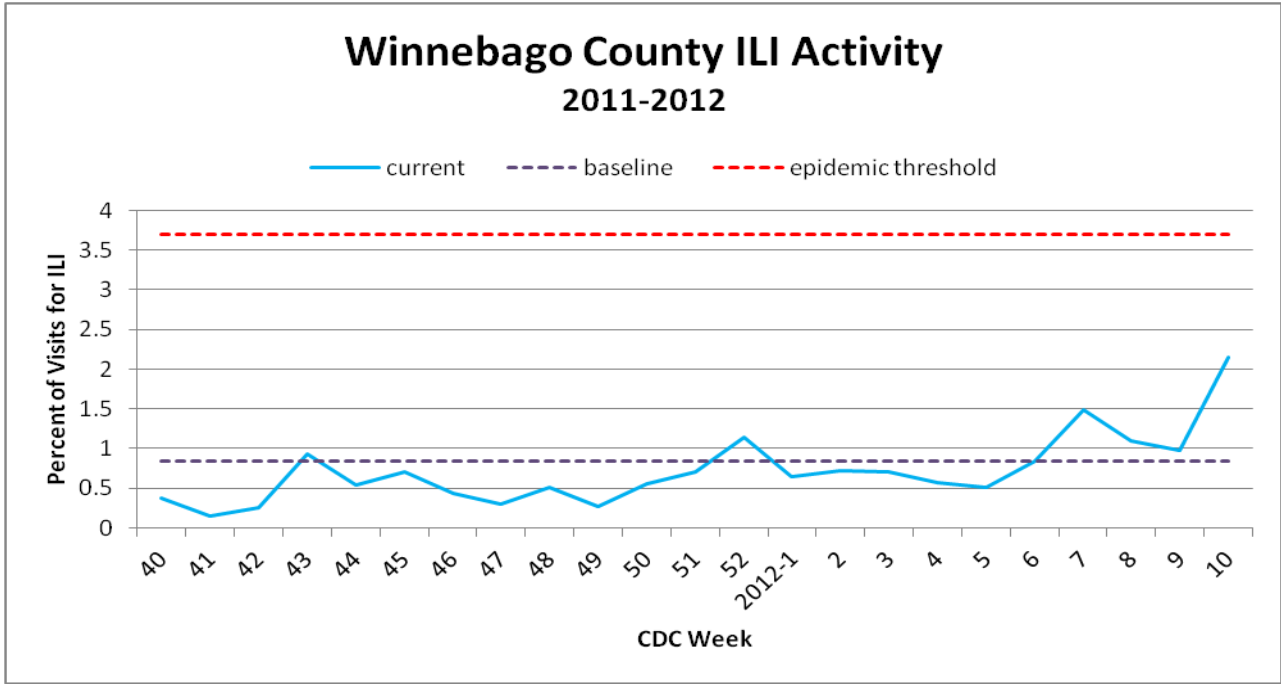


Figure 3 is the representation of all visits from our sentinel sites not participating in Essence for ILI. ILI activity among the three sites for CDC Week 10 was: **2.15 %**.

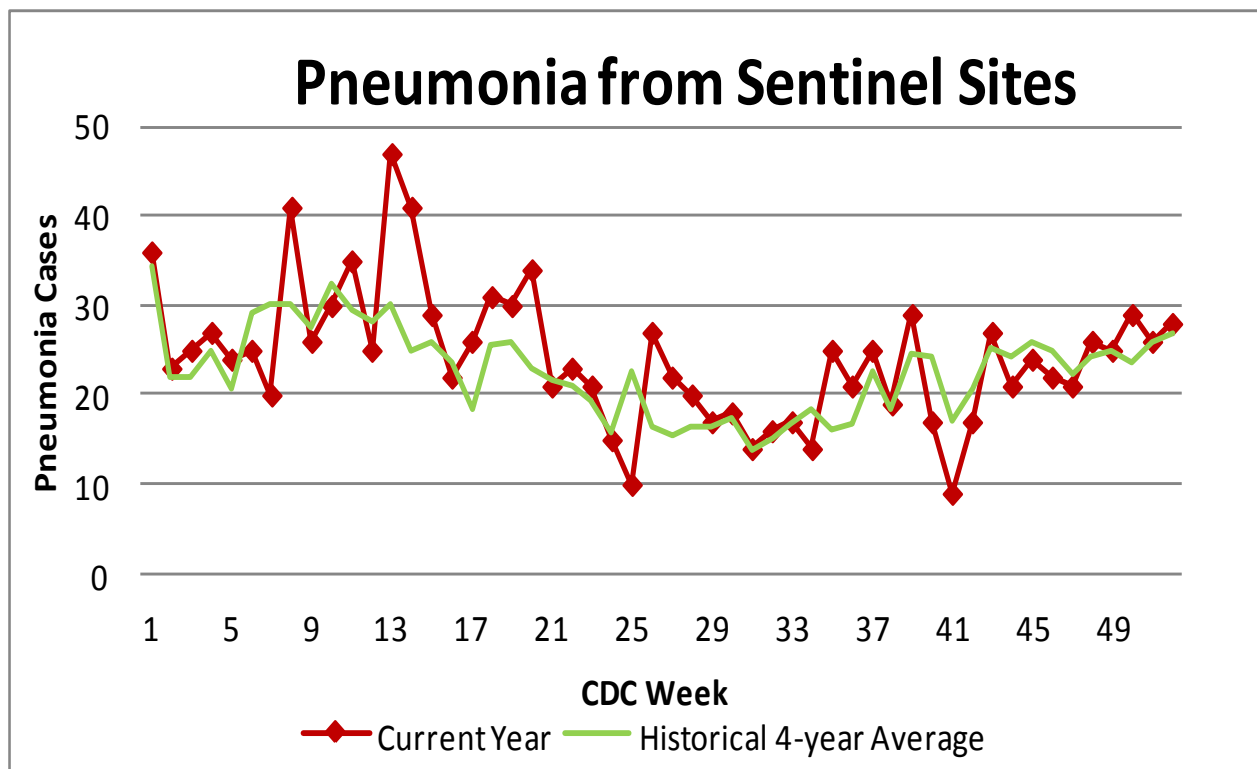


Figure 4 compares the current number of pneumonia hospital admissions (red line) against the 4-year historical average (the green line). For CDC Week 10, we have 30 total hospital admittances reported. Note that all data are preliminary and numbers for weeks 8, 9, and 10 are still arriving.

Outside the County:

Illinois influenza activity (as of Week 10):

Illinois reported Regional INFLUENZA ACTIVITY

During week 10, the following influenza activity was

- Widespread influenza activity was reported by 15 states (California, Colorado, Illinois, Iowa, Kansas, Kentucky, Maryland, Michigan, Minnesota, Missouri, Nevada, New York, Oklahoma, Pennsylvania and Virginia).
- Regional influenza activity was reported by 22 states (Alabama, Arizona, Arkansas, Connecticut, Florida, Georgia, Indiana, Maine, Mississippi, Montana, Nebraska, New Jersey, New Mexico, North Dakota, Ohio, Oregon, South Dakota, Texas, Utah, Washington, Wisconsin, and Wyoming).
- Local influenza activity was reported by three states (Louisiana, Massachusetts, and Rhode Island).
- Sporadic influenza activity was reported by the District of Columbia, Puerto Rico and 10 states (Alaska, Delaware, Hawaii, Idaho, New Hampshire, North Carolina, South Carolina, Tennessee, Vermont, and West Virginia).
- No influenza activity was reported by Guam the U.S. Virgin Islands



Questions/Comments?

Health Promotion and Protection
 Winnebago County
 Health Department
 PO Box 4009
 401 Division Street
 Rockford, IL 61110-0509
 815-720-4050



Public Health
 Prevent. Promote. Protect.

ILI Activity Level (Influenza like Illnesses reported Week 10)

Illinois is **MODERATE** on the scale