



Weekly Influenza Surveillance Report CDC Week 12 March 18th– March 24th, 2012

In Brief:

Mortality

Confirmed deaths from Pneumonia/Influenza Week 12: **9**

Percent of deaths due to Pneumonia/Influenza Week 12: **14.51%**

Influenza-Like Illness Surveillance

Sentinel Site ILI rate -Week 12 ending March 24th: **2.20 %**

Pneumonia Hospital Admissions

Week 12 Ending March 24th: **12**

Previous Week 11 Ending March 17th: **31**

Note: Numbers include 2 hospitals and are one week behind due to reporting methods.

School Attendance Week 12 Ending February March 24th: **99.9 %**

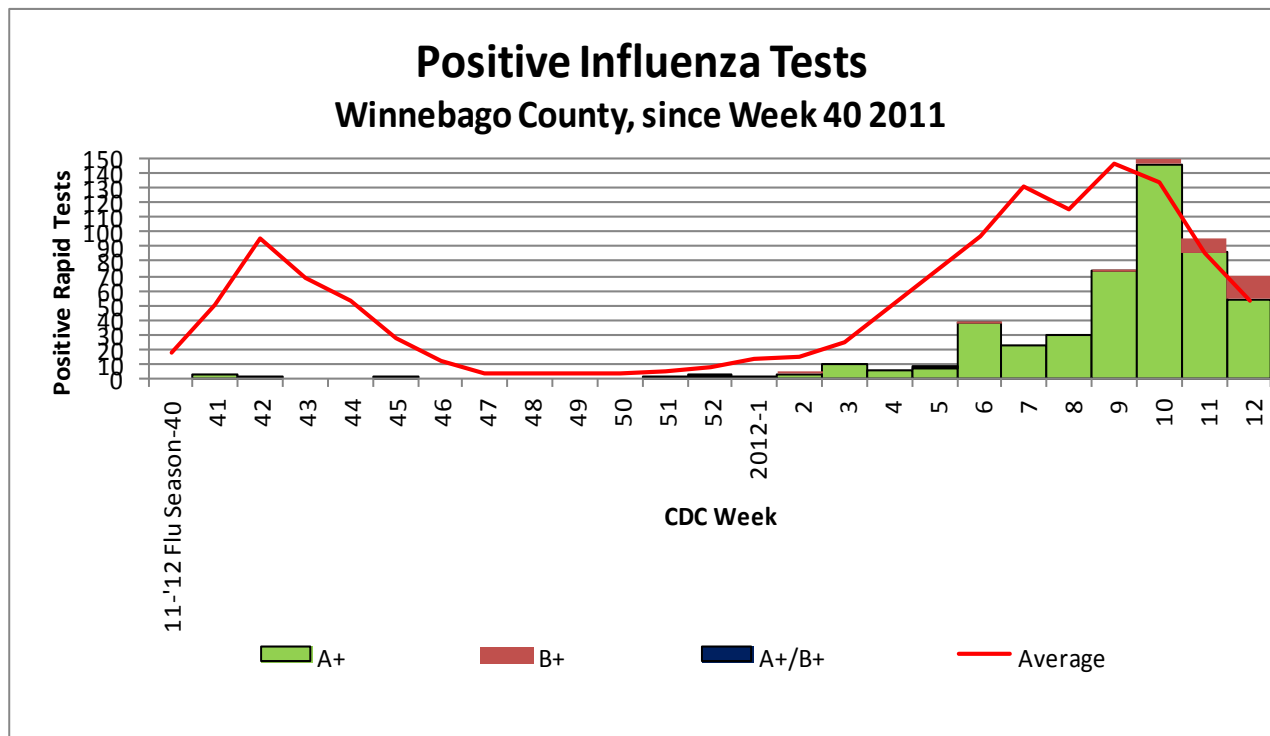


Figure 1 displays the current number of rapid flu cases reported to our department and broken down by influenza sub-typing compared to a 4-year historical average (the red line). 525 total positive rapid flu cases have been reported for the 2011-12 flu season. 70 cases of influenza have been reported for week 12.

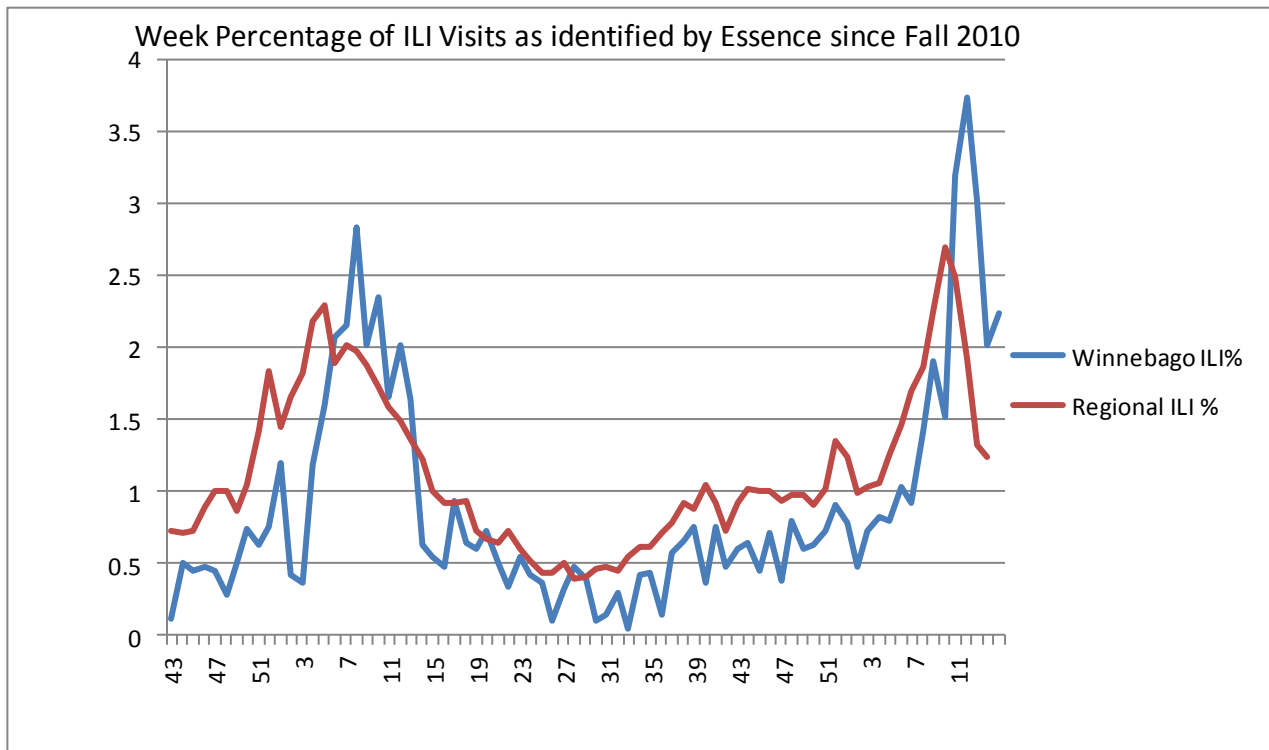


Figure 2 displays the weekly percentage of Influenza-Like Illness (ILI) as identified by the Essence Syndromic Surveillance System. The blue line shows the percentage of ILI Emergency Department visits in Winnebago County from our two participating hospitals and the red line shows the regional ILI percentage for counties participating in Essence. For CDC Week 12, Winnebago County reported an ILI percent of **3.62**, higher than the regional ILI percent of **1.92**. This graph displays the most current Essence data, which is through CDC Week 14. ILI for CDC Week 14 for Winnebago County is **2.24%**, compared with regional ILI at **1.24%**.

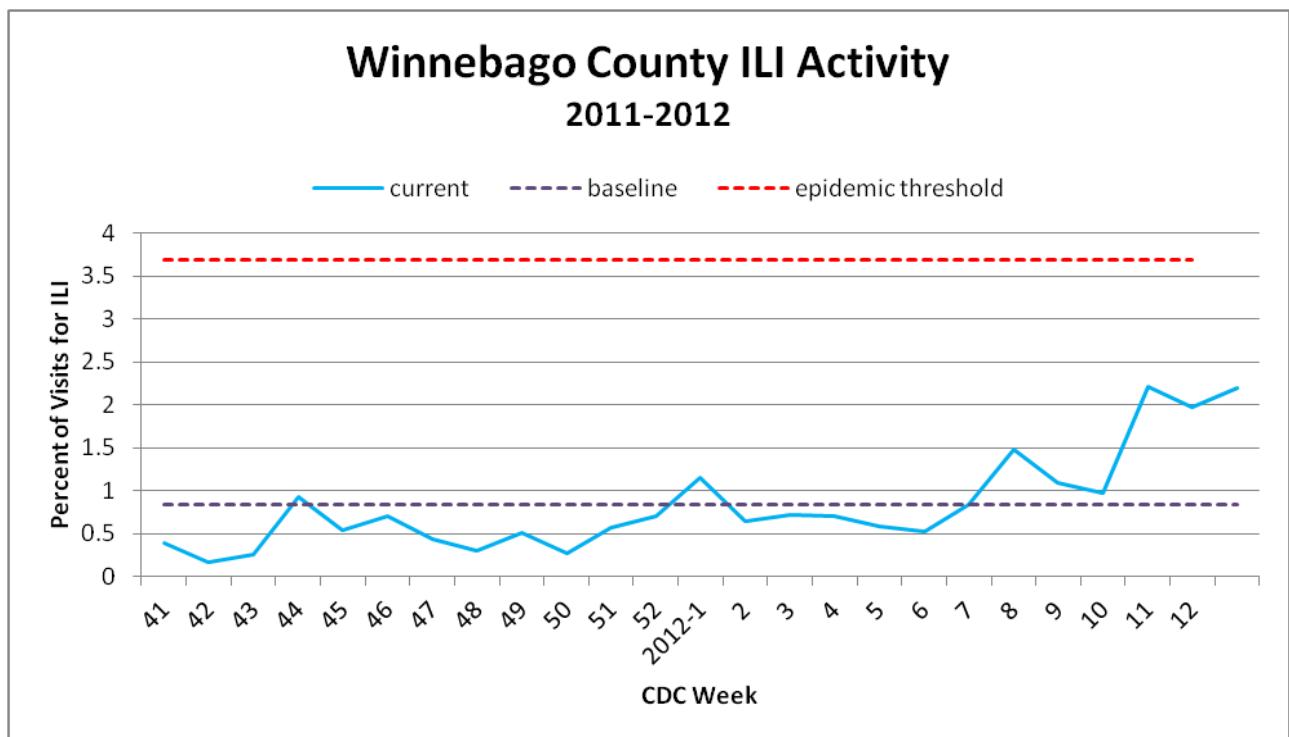


Figure 3 is the representation of visits from our sentinel sites not participating in Essence for ILI. ILI activity among the three sites for CDC Week 12 was: **2.20%**.

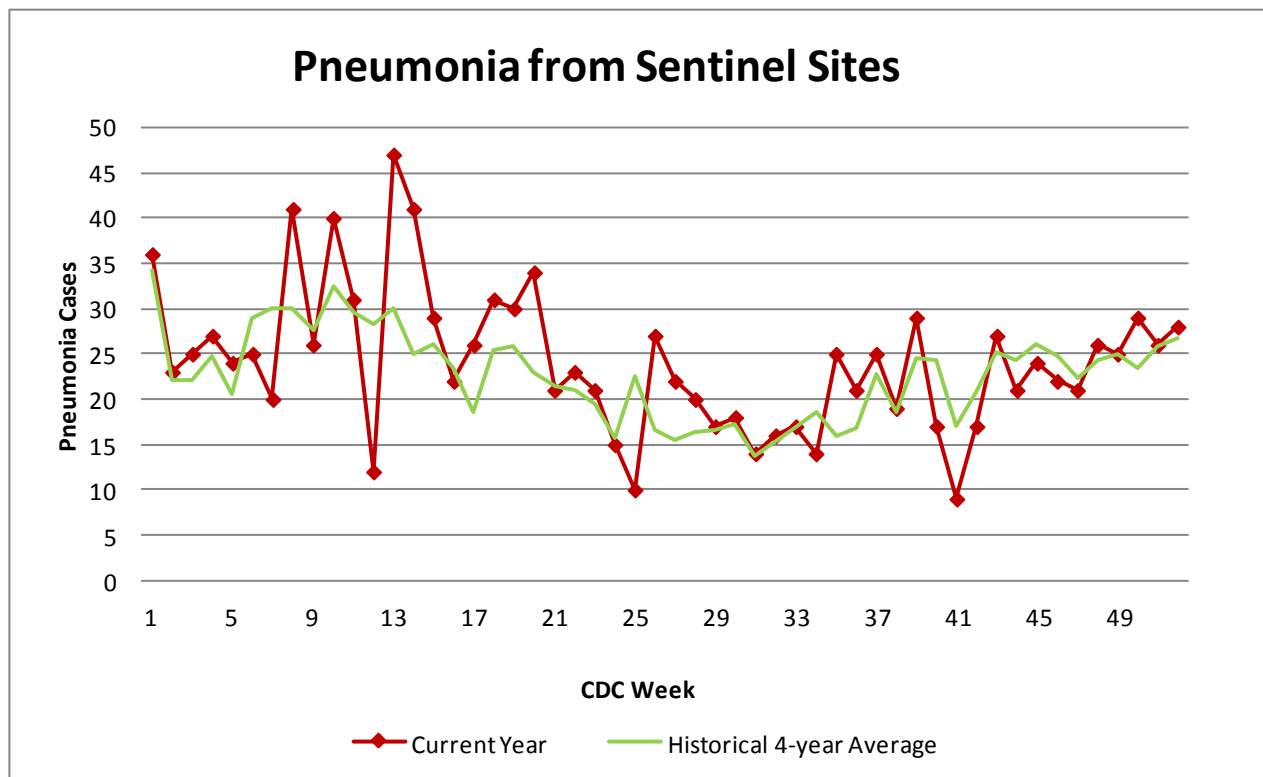


Figure 4 compares the current number of pneumonia hospital admissions (red line) against the 4-year historical average (the green line). For CDC Week 12, we have 12 total hospital admittances reported. Note that all data are preliminary and numbers for weeks 10, 11, and 12 are still arriving.

Outside the County:

Regional INFLUENZA ACTIVITY (as of Week 12)

During week 12, the following influenza activity was

- Widespread influenza activity was reported by 16 states (Alaska, Arizona, California, Colorado, Kansas, Kentucky, Michigan, Nebraska, Nevada, New Jersey, New York, North Dakota, Oklahoma, Oregon, Washington, and Wyoming).
- Regional influenza activity was reported by 21 states (Arkansas, Connecticut, Georgia, Idaho, Illinois, Indiana, Iowa, Maine, Massachusetts, Minnesota, Missouri, Montana, Ohio, Pennsylvania, Rhode Island, South Dakota, Tennessee, Texas, Utah, Vermont, and Wisconsin).
- Local influenza activity was reported by 9 states (Alabama, Louisiana, Maryland, Mississippi, New Hampshire, New Mexico, South Carolina, Virginia, and West Virginia).
- Sporadic influenza activity was reported by the District of Columbia, Guam, Puerto Rico and 4 states (Delaware, Florida, Hawaii, and North Carolina).
- The U.S. Virgin Islands reported no influenza activity.



Questions/Comments?

Health Promotion and Protection
Winnebago County
Health Department
PO Box 4009
401 Division Street
Rockford, IL 61110-0509
815-720-4050



Public Health
Prevent. Promote. Protect.

ILI Activity Level (Influenza like Illnesses reported Week 12)

Illinois is **MODERATE** on the scale