



Weekly Influenza Surveillance Report CDC Week 2 January 8th-January 14th, 2012

In Brief:

Mortality

Confirmed deaths from Pneumonia/Influenza Week 2: **4**
Percent of deaths due to Pneumonia/Influenza Week 2: **7.84%**

Influenza-Like Illness Surveillance

Sentinel Site ILI rate -Week 2 ending January 14th: **0.72%**

Pneumonia Hospital Admissions

Week 2 Ending January 14th: **21**
Previous Week 1 Ending January 7th: **36**
Note: Numbers include 2 hospitals and are one week behind due to reporting methods.

School Attendance Week 2 Ending January 14th: **99.76%**

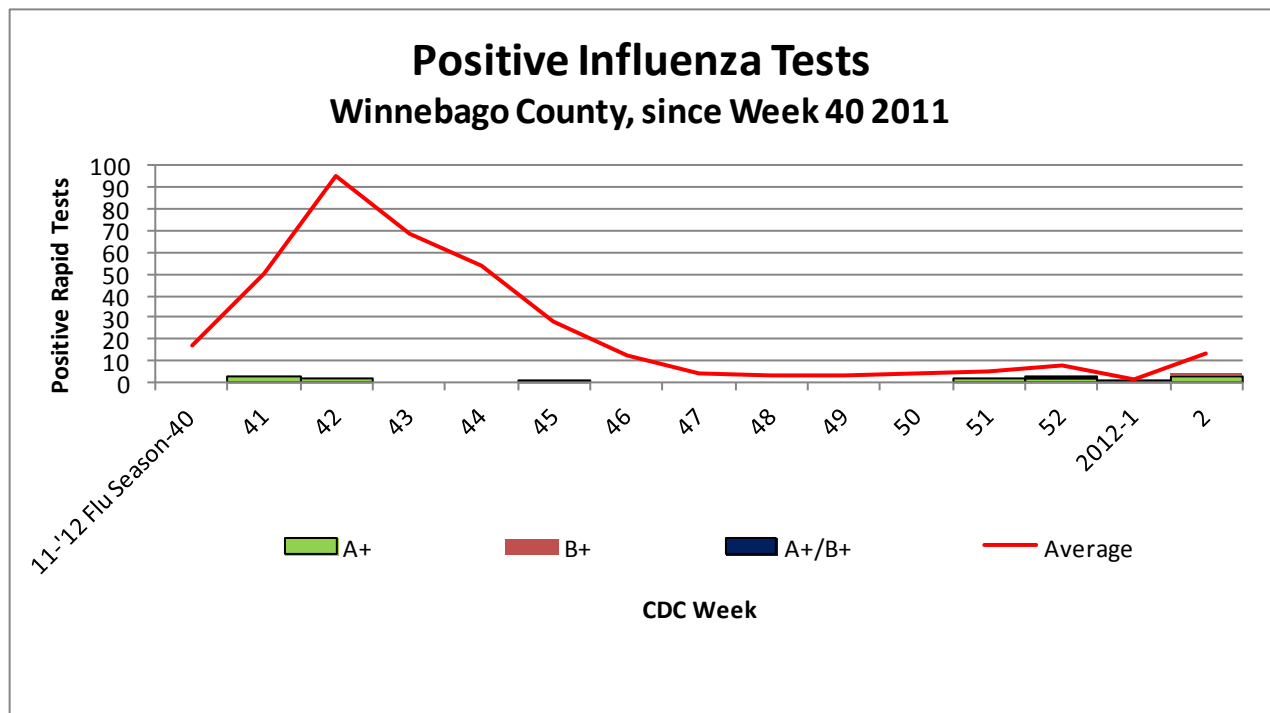


Figure 1 displays the current number of rapid flu cases reported to our department and broken down by influenza sub-typing compared to a 4-year historical average (the red line). 16 total positive rapid flu cases have been reported for the 2011-12 flu season. 3 cases of Influenza A and 1 case of Influenza B have been reported for Week 2 which is below the historical average of 13.75 cases.

Weekly Percentage of Visits as Identified by Essence

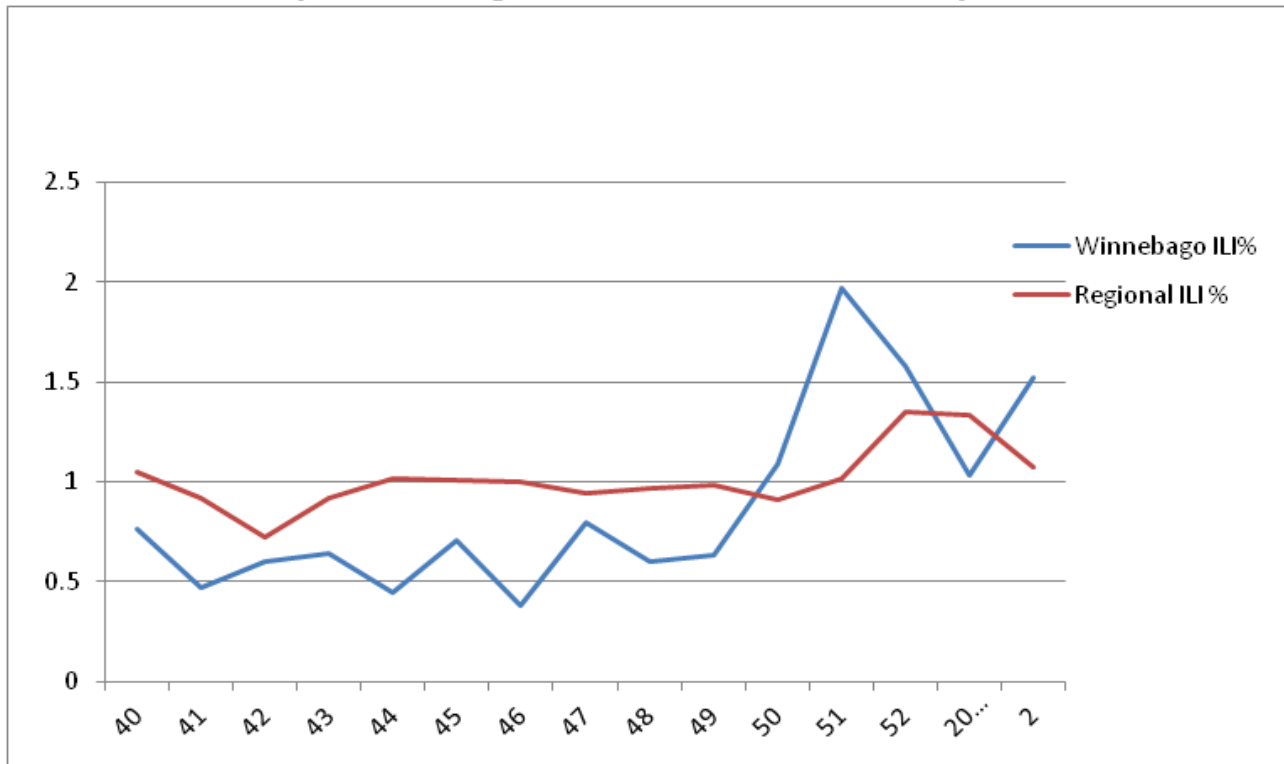


Figure 2 displays the weekly percentage of Influenza-Like Illness (ILI) as identified by the Essence Syndromic Surveillance System. The blue line shows the percentage of ILI Emergency Department visits in Winnebago County from our two participating hospitals and the red line shows the regional ILI percentage for all counties participating in ESSENCE. For CDC Week 2, Winnebago County reported an ILI percent of **1.52 (only one hospital reporting)**, higher than the regional ILI percent of **1.07**.

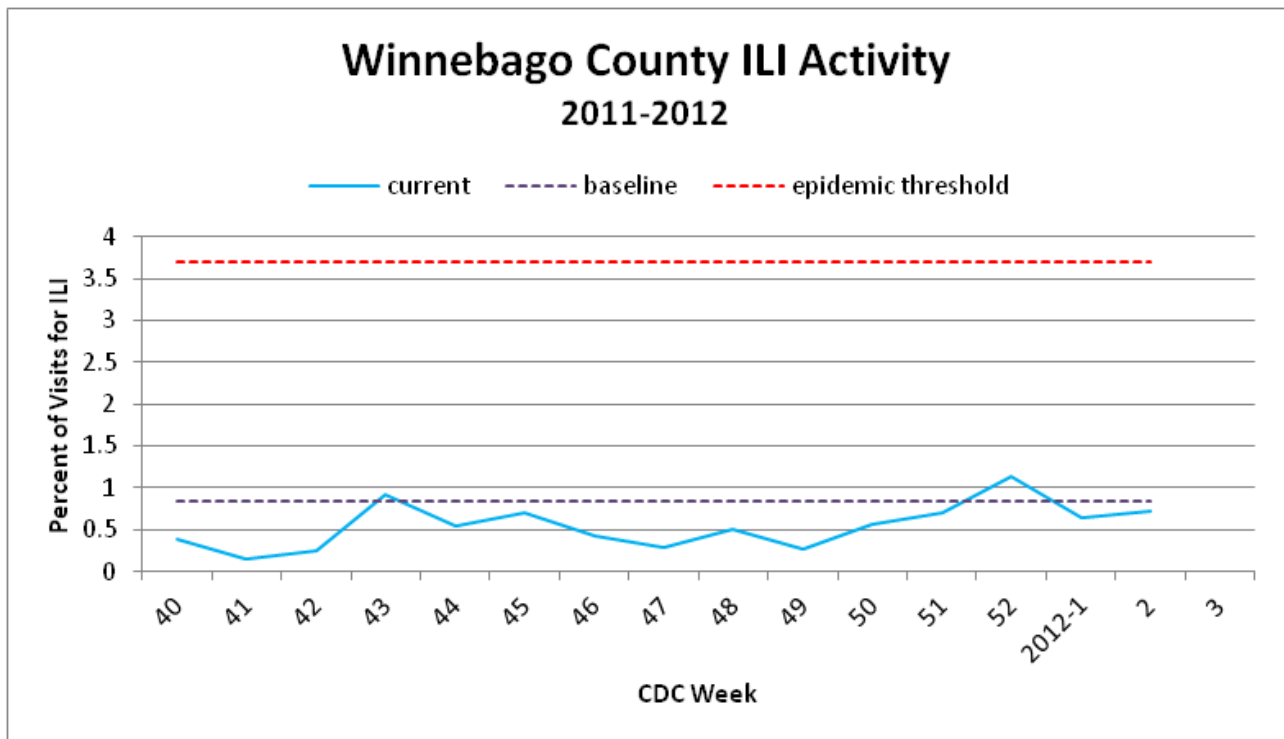


Figure 3 is the representation of all visits from our sentinel sites not participating in Essence for ILI. ILI activity among the three sites for CDC Week 2 was 0.72%.

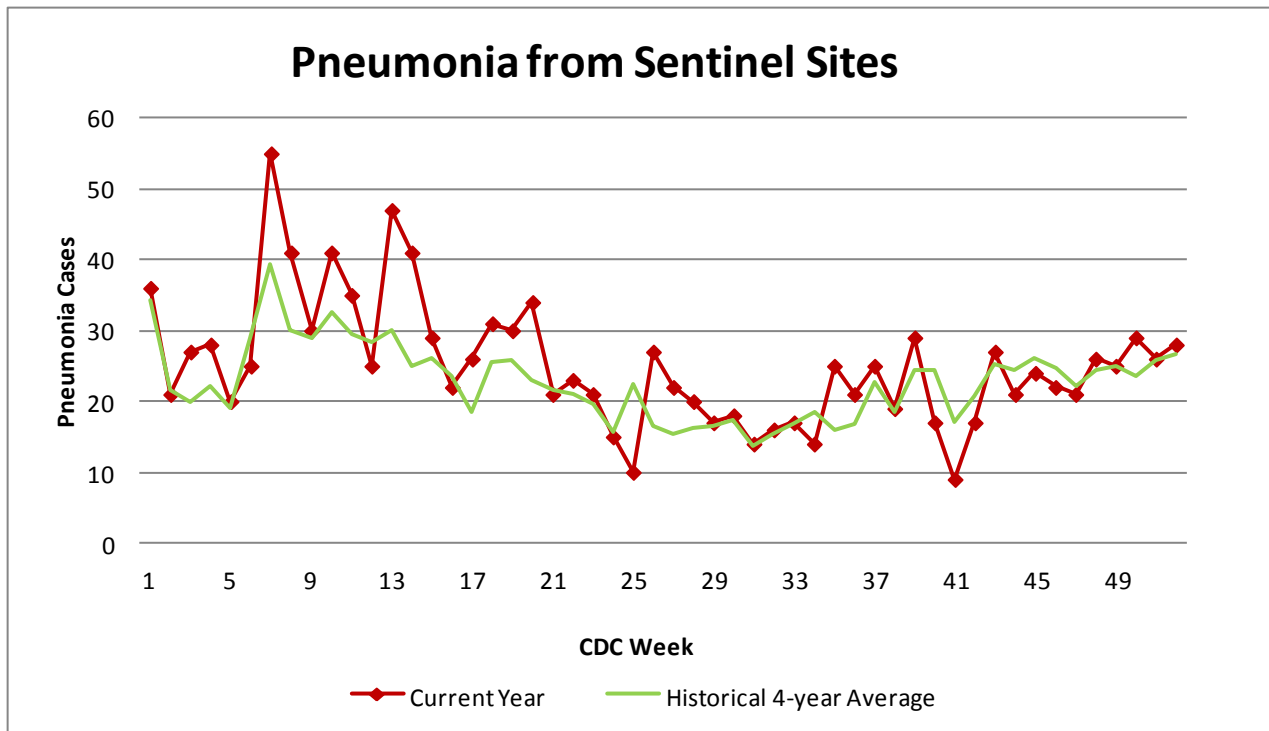


Figure 4 compares the current number of pneumonia hospital admissions (red line) against the 4-year historical average (the green line). For CDC Week 2, we are slightly below the 4-year historical average of 21.5 with 21 total hospital admittances reported. Note that all data are preliminary and numbers for week 52 for 2011 and weeks 1 and 2 for 2012 are still arriving.

Outside the County:

Illinois influenza activity (as of Week 2):

Illinois reported Sporadic INFLUENZA ACTIVITY

During week 2, the following influenza activity was reported:

- Regional influenza activity was reported by one state (Colorado).
- Local influenza activity was reported by eight states (California, Kansas, Kentucky, Maine, Massachusetts, New Hampshire, Texas, and Virginia).
- Sporadic influenza activity was reported by Puerto Rico and 38 states (Alabama, Alaska, Arizona, Arkansas, Connecticut, Florida, Georgia, Hawaii, Idaho, Illinois, Indiana, Iowa, Louisiana, Maryland, Michigan, Minnesota, Mississippi, Missouri, Montana, Nebraska, Nevada, New Jersey, New Mexico, New York, North Carolina, North Dakota, Ohio, Oregon, Pennsylvania, Rhode Island, South Carolina, South Dakota, Tennessee, Utah, Vermont, Washington, Wisconsin, and Wyoming).
- No influenza activity was reported by the District of Columbia, Guam, the U.S. Virgin Islands, and three states (Delaware, Oklahoma, and West Virginia).



Questions/Comments?

Amanda Mehl, MPH
Epidemiologist
Health Promotion and Protection
Winnebago County
Health Department
401 Division Street
Rockford, IL 61104
815-720-4215



Public Health
Prevent. Promote. Protect.

ILI Activity Level (Influenza like Illnesses reported Week 2)

Illinois is **Minimal** on the scale