



Weekly Influenza Surveillance Report CDC Week 41 October 7th-October 13th, 2012

In Brief:

Mortality

Confirmed deaths from Pneumonia/Influenza Week 41: **2**

Percent of deaths due to Pneumonia/Influenza Week 41: **4.0%**

Influenza-Like Illness Surveillance

Sentinel Site ILI rate -Week 41 Ending October 13th: **.86%**

Pneumonia Hospital Admissions

Week 41 Ending October 13th: **21**

Previous Week 40 Ending October 6th: **20**

Note: Numbers include 2 hospitals and are one week behind due to reporting methods.

School Attendance Week 41 Ending October 13th: **100%**

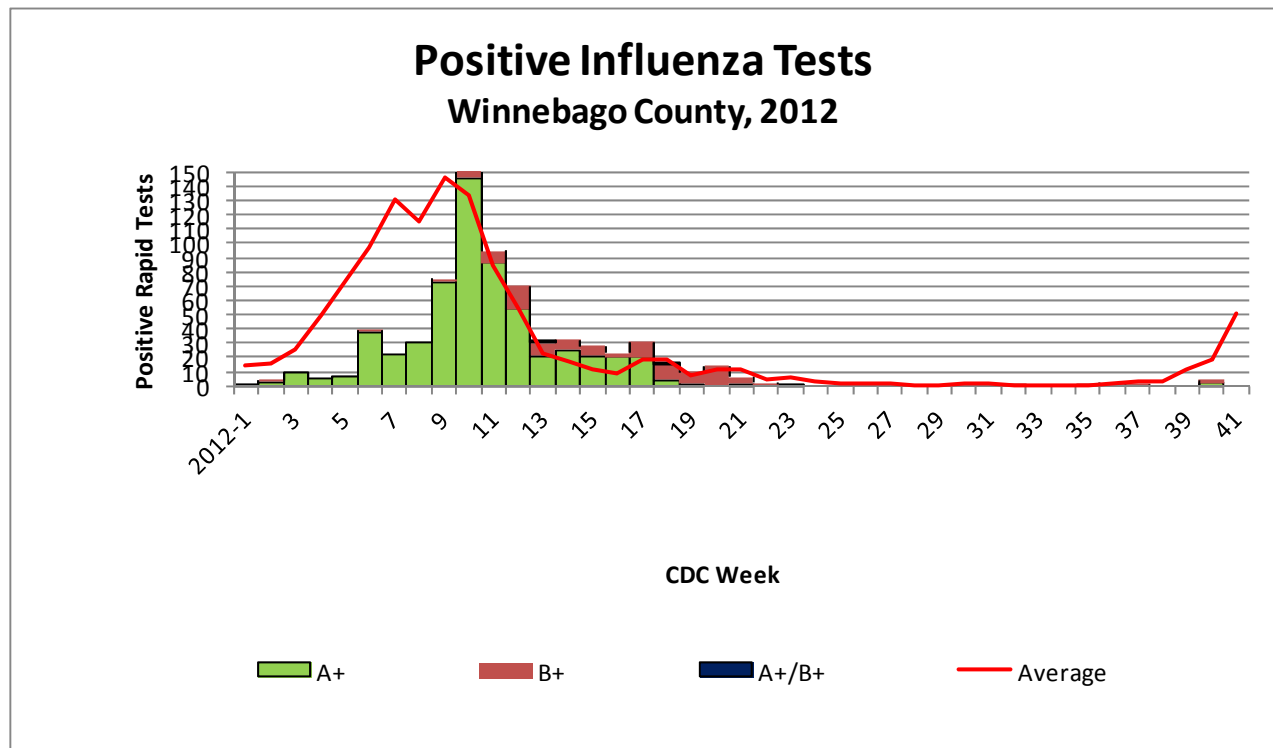


Figure 1 displays the current number of rapid flu cases reported to our department and broken down by influenza sub-typing compared to a 4-year historical average (the red line). 9 total positive rapid flu cases have been reported for the 2012-2013 flu season. 5 cases of influenza have been reported for week 41.

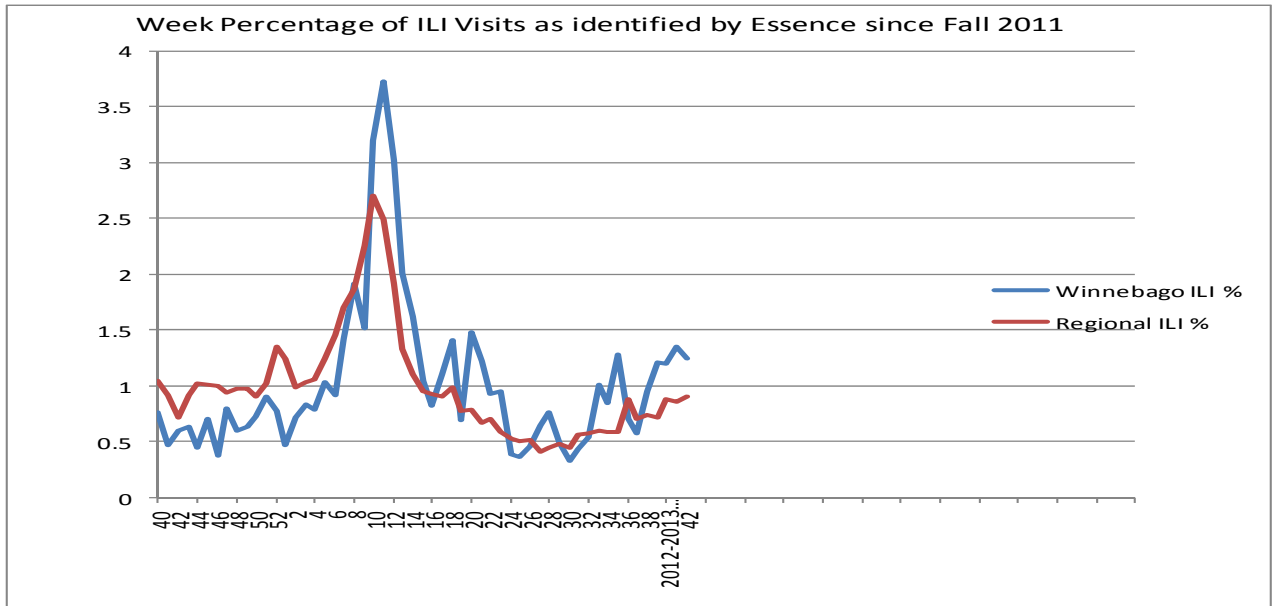


Figure 2 displays the weekly percentage of Influenza-Like Illness (ILI) as identified by the Essence Syndromic Surveillance System. The blue line shows the percentage of ILI Emergency Department visits in Winnebago County from our two participating hospitals and the red line shows the regional ILI percentage for counties participating in Essence. This graph displays the most current Essence data, which is through CDC Week 42. ILI for CDC Week 42 for Winnebago County is **1.24 %** , compared with regional ILI at **.90%**

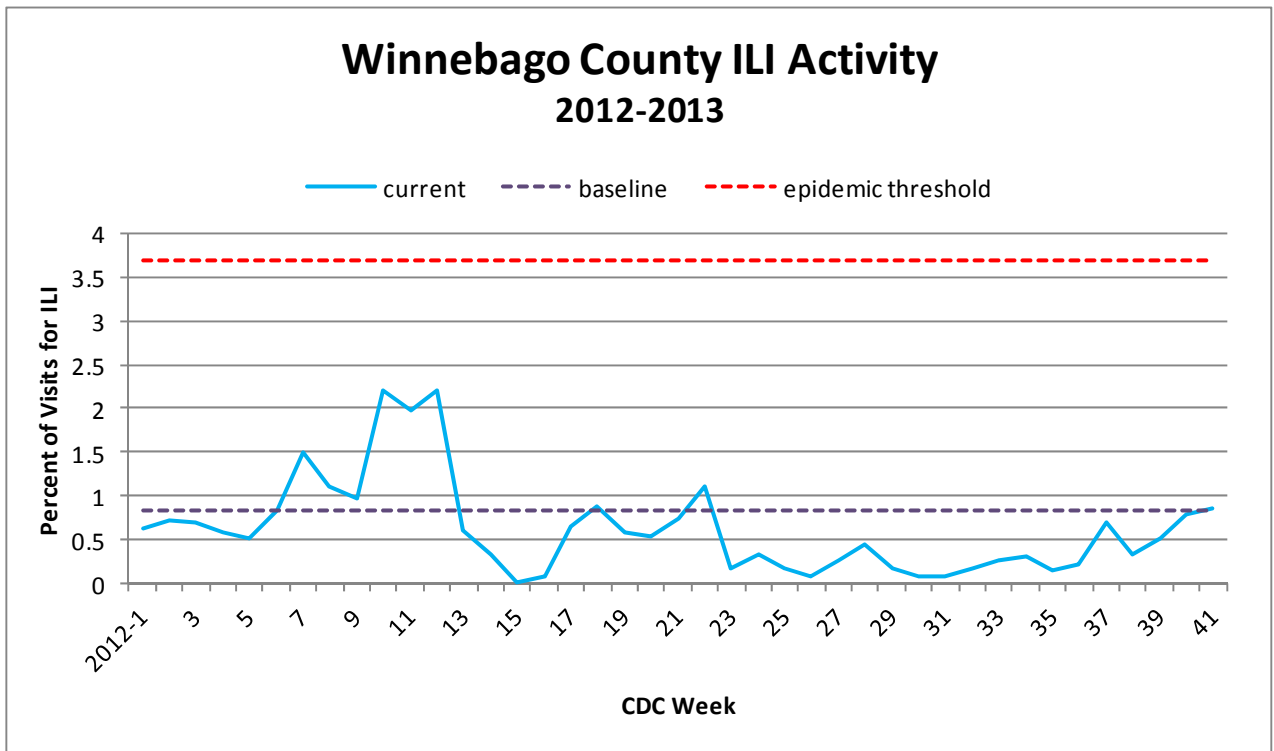


Figure 3 is the representation of visits from our sentinel sites not participating in Essence for ILI. ILI activity among the three sites for CDC Week 41 was: **.86%**

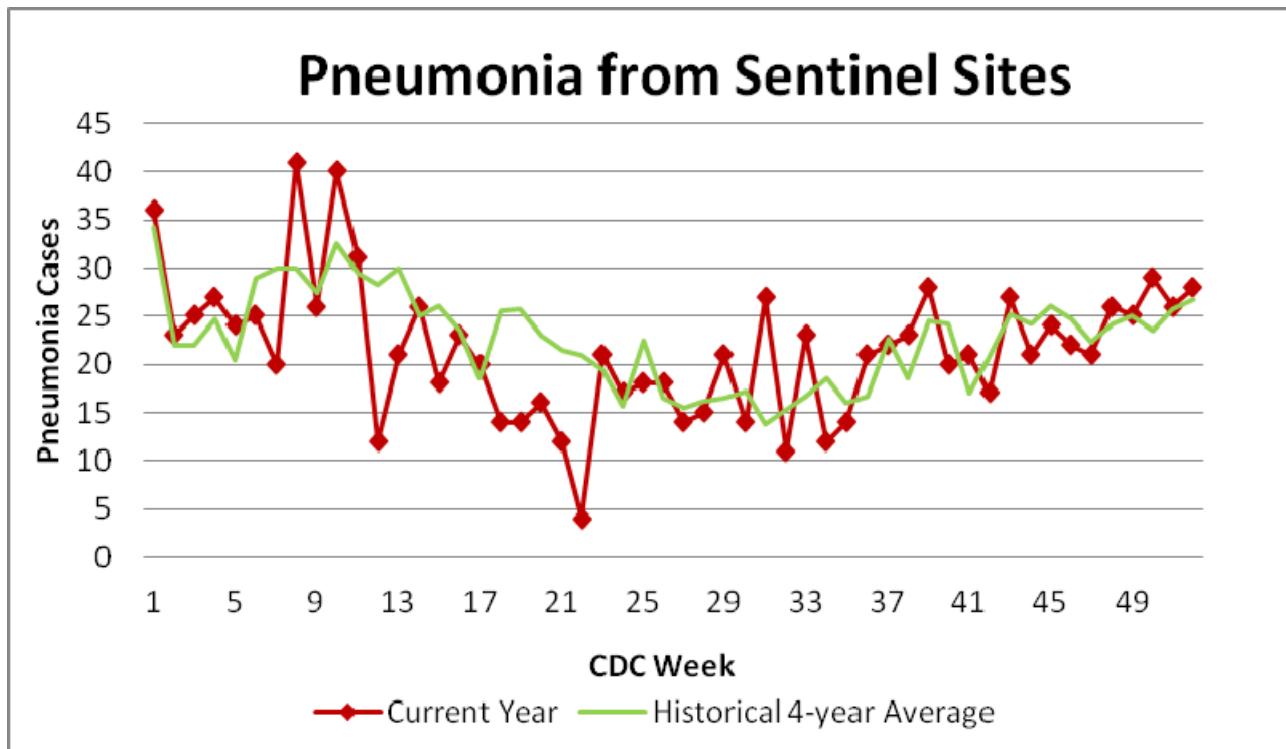


Figure 4 compares the current number of pneumonia hospital admissions (red line) against the 4-year historical average (the green line). For CDC Week 41, we have 21 total hospital admittances reported. Note that all data are preliminary and numbers for weeks 39, 40, and 41 are still arriving.

Outside the County:

Regional Influenza Activity (as of Week 41)

During week 41, the following influenza activity was reported:

- **Local influenza activity was reported by one state (Iowa).**
- **Sporadic influenza activity was reported by the District of Columbia and 32 states (Alabama, Alaska, California, Connecticut, Florida, Georgia, Hawaii, Louisiana, Maryland, Massachusetts, Michigan, Minnesota, Mississippi, Nevada, New Hampshire, New Jersey, New Mexico, New York, North Carolina, North Dakota, Ohio, Oklahoma, Oregon, Rhode Island, South Carolina, South Dakota, Tennessee, Texas, Utah, Washington, Wisconsin, and Wyoming).**
- **No influenza activity was reported by Guam and 16 states (Arizona, Arkansas, Colorado, Idaho, Illinois, Indiana, Kansas, Kentucky, Maine, Missouri, Montana, Nebraska, Pennsylvania, Vermont, Virginia, and West Virginia).**
- **Puerto Rico, the U.S. Virgin Islands, and Delaware did not report.**



**Questions/
Comments?**

Health Promotion and Protection
Winnebago County Health Department
PO Box 4009
401 Division Street



Public Health
Prevent. Promote. Protect.

ILI Activity Level (influenza Like Illnesses reported Week 41)

Illinois is **MINIMAL** on the scale