



Weekly Influenza Surveillance Report
CDC Week 42 October 14th-October 20th, 2012

In Brief:

Mortality

Confirmed deaths from Pneumonia/Influenza Week 42: **1**
 Percent of deaths due to Pneumonia/Influenza Week 42: **1.85%**

Influenza-Like Illness Surveillance

Sentinel Site ILI rate -Week 42 Ending October 20th: **.38%**

Pneumonia Hospital Admissions

Week 42 Ending October 20th: **13**
 Previous Week 41 Ending October 6th: **24**

Note: Numbers include 2 hospitals and are one week behind due to reporting methods.

School Attendance Due to revision of data collection reporting methods, information is currently not available.

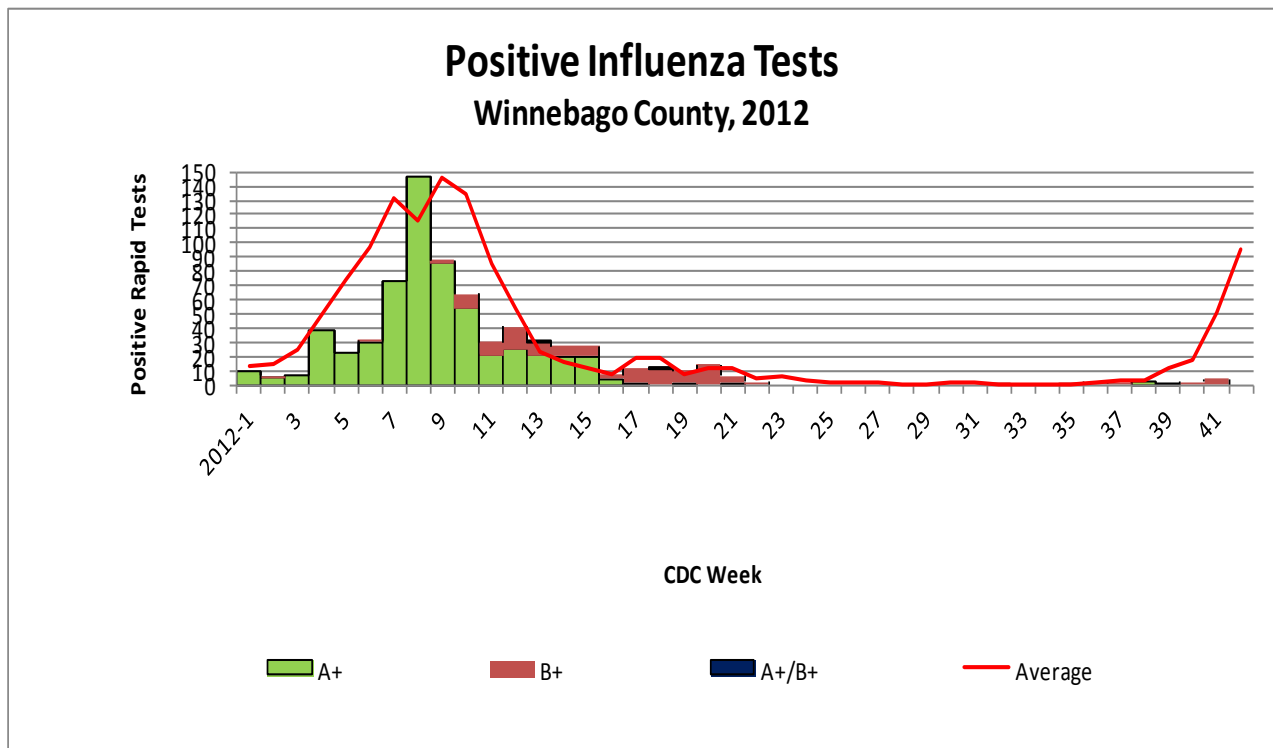


Figure 1 displays the current number of rapid flu cases reported to the WCHD and broken down by influenza sub-typing compared to a 4-year historical average (the red line). The average is elevated due to the inclusion of H1N1 data from 2009. 9 total positive rapid flu cases have been reported for the 2012-2013 flu season. No cases of influenza have been reported for week 42.

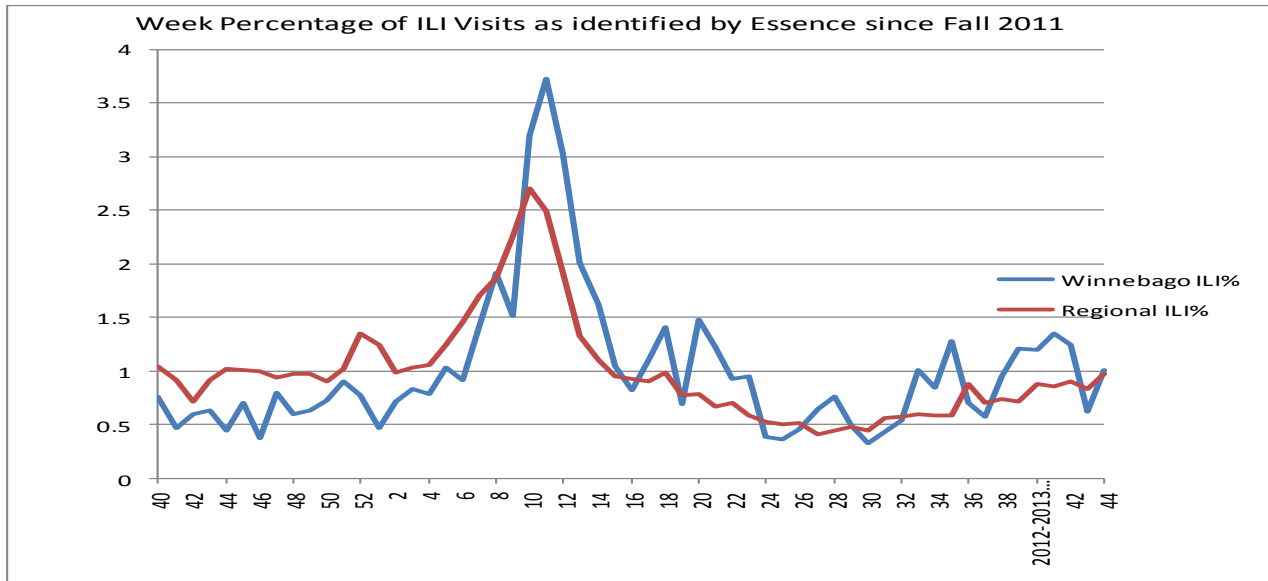


Figure 2 displays the weekly percentage of Influenza-Like Illness (ILI) as identified by the Essence Syndromic Surveillance System. The blue line shows the percentage of ILI Emergency Department visits in Winnebago County from our two participating hospitals and the red line shows the regional ILI percentage for counties participating in Essence. This graph displays the most current Essence data, which is through CDC Week 44. ILI for CDC Week 44 for Winnebago County is **1.01%**, compared with regional ILI at **0.98%**

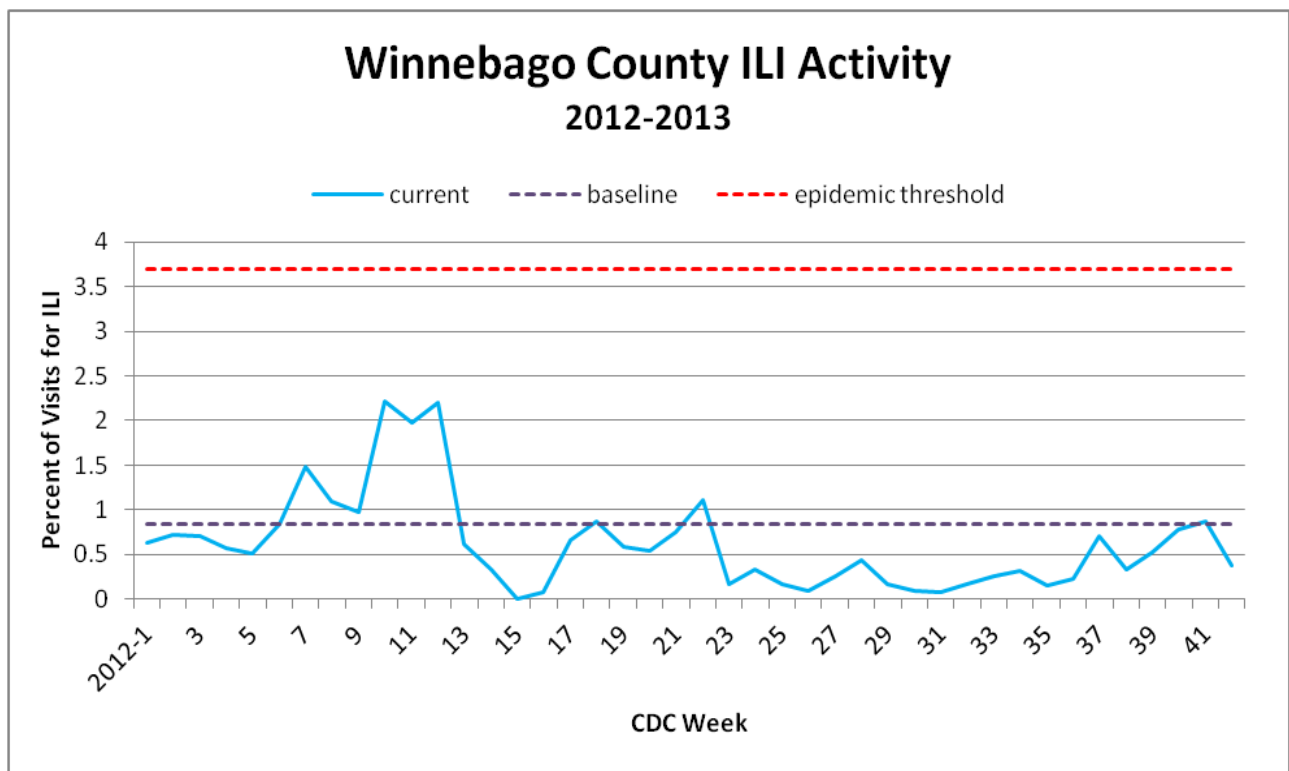


Figure 3 is the representation of visits from our sentinel sites not participating in Essence for ILI. ILI activity among the three sites for CDC Week 42 was: **0.38%**

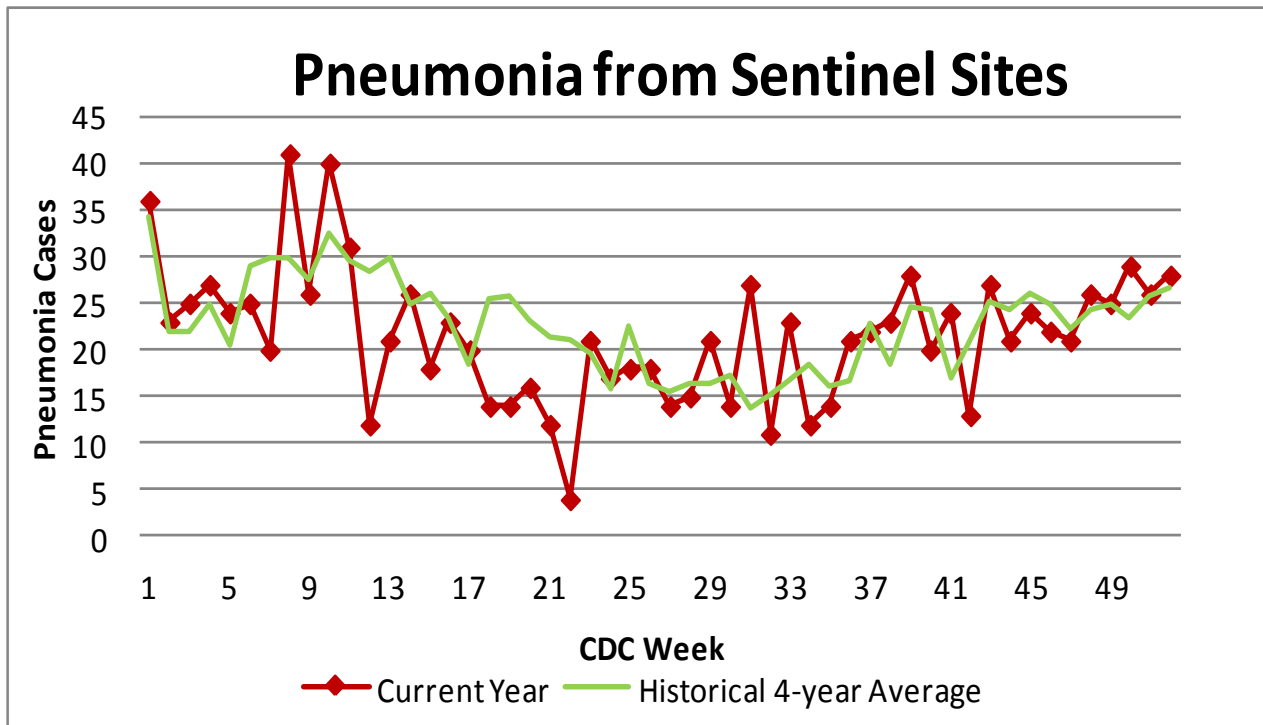


Figure 4 compares the current number of pneumonia hospital admissions (red line) against the 4-year historical average (the green line). For CDC Week 42, we have 13 total hospital admittances reported. Note that all data are preliminary and numbers for weeks 40, 41, and 42 are still arriving.

Outside the County:

Regional Influenza Activity (as of Week 42)

During week 42, the following influenza activity was reported:

- Local influenza activity was reported by three states (Iowa, Texas, and Wyoming).
- Sporadic influenza activity was reported by the District of Columbia and 34 states (Alabama, Alaska, California, Colorado, Connecticut, Delaware, Florida, Georgia, Hawaii, Idaho, Indiana, Louisiana, Maryland, Massachusetts, Michigan, Minnesota, Mississippi, Montana, New Jersey, New Mexico, New York, North Carolina, North Dakota, Ohio, Oklahoma, Oregon, Pennsylvania, Rhode Island, South Carolina, South Dakota, Tennessee, Vermont, Washington, and Wisconsin).
- No influenza activity was reported by Guam and 13 states (Arizona, Arkansas, Illinois, Kansas, Kentucky, Maine, Missouri, Nebraska, Nevada, New Hampshire, Utah, Virginia, and West Virginia).
- Puerto Rico and the U.S. Virgin Islands did not report.



**Questions/
Comments?**

Health Promotion and
Protection
Winnebago County
Health Department
PO Box 4009
401 Division Street



Public Health
Prevent. Promote. Protect.

ILI Activity Level (Influenza Like Illnesses reported Week 42)

Illinois is MINIMAL on the scale