



Weekly Influenza Surveillance Report CDC Week 48 November 25th-December 1st, 2012

In Brief:

Mortality

Confirmed deaths from Pneumonia/Influenza Week 48: **2**

Percent of deaths due to Pneumonia/Influenza Week 48: **2.3%**

Influenza-Like Illness Surveillance

Sentinel Site ILI rate -Week 48 Ending December 1st: **1.0%**

Pneumonia Hospital Admissions

Week 48 Ending December 1st: **19**

Previous Week 47 Ending November 24th: **8**

Note: Numbers include 2 hospitals and are one week behind due to reporting methods.

School Attendance Due to revision of data collection reporting methods, information is currently not available.

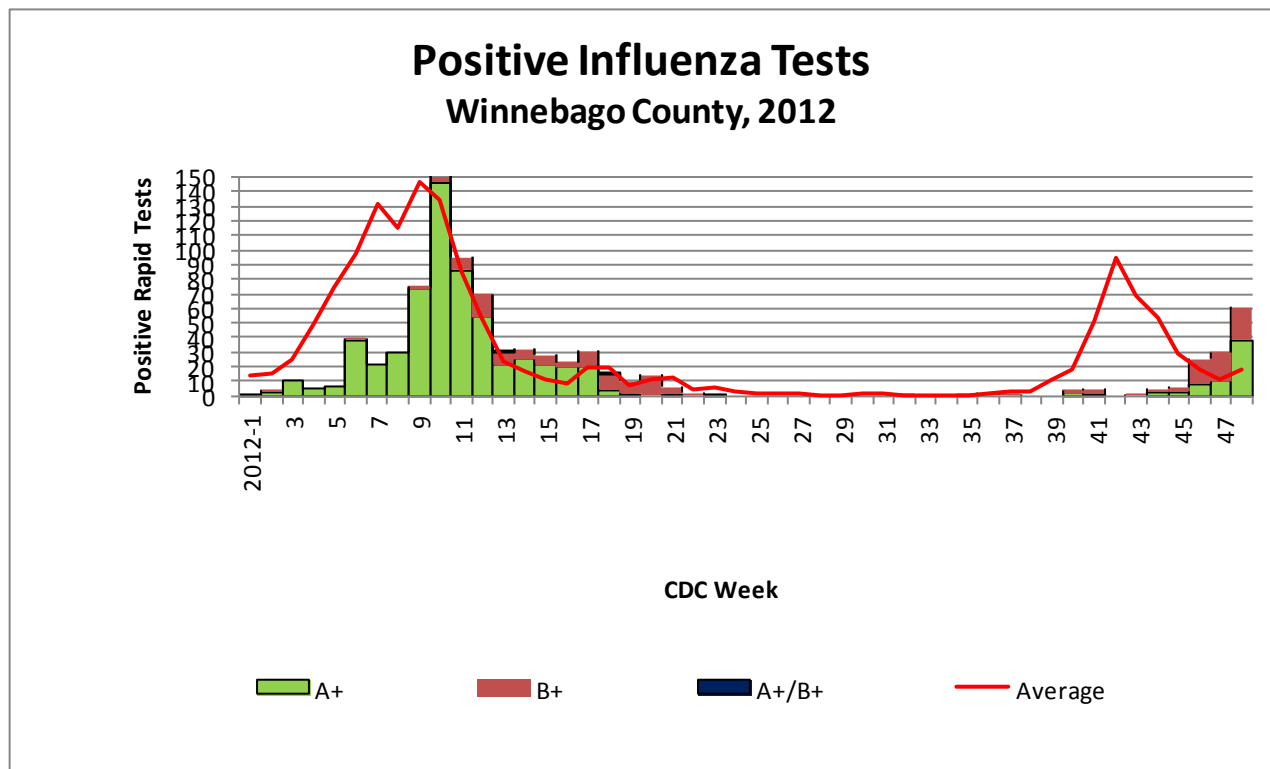


Figure 1 displays the current number of rapid flu cases reported to WCHD and broken down by influenza sub-typing compared to a 4-year historical average (the red line). The average is elevated due to the inclusion of H1N1 data from 2009. 137 total positive rapid flu cases have been reported for the 2012-2013 flu season. 61 cases of influenza have been reported for week 48.

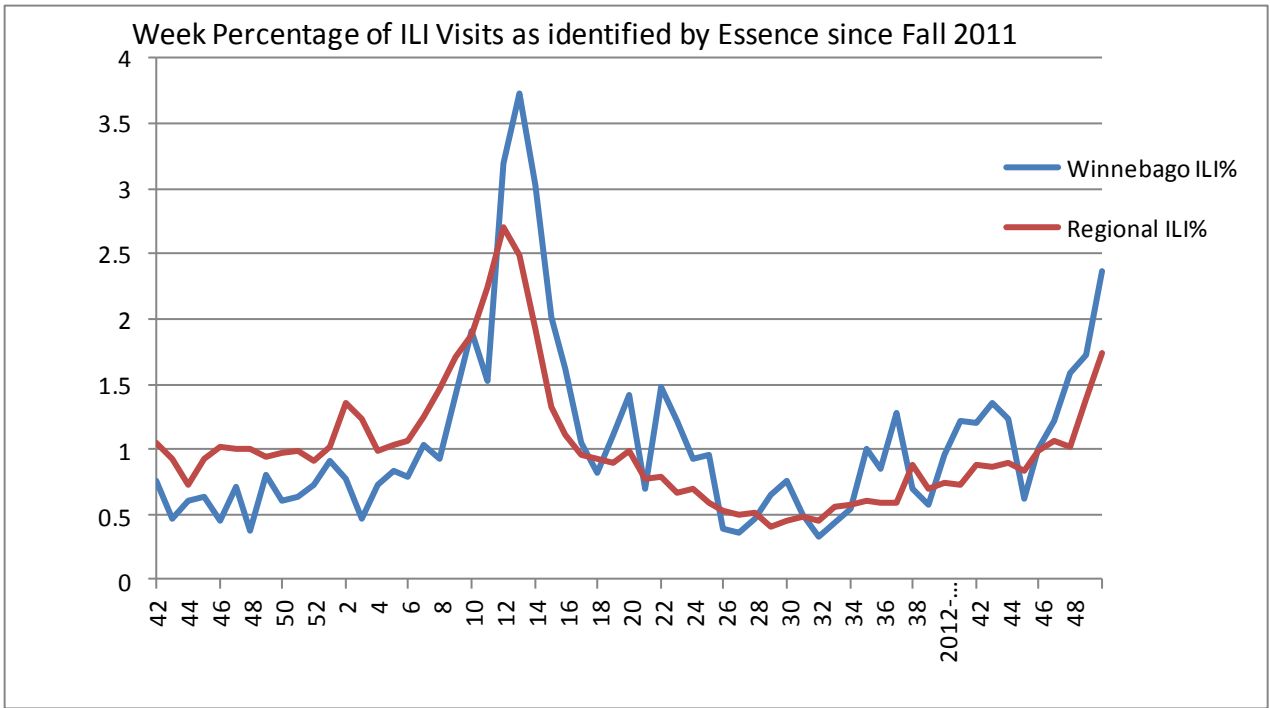


Figure 2 displays the weekly percentage of Influenza-Like Illness (ILI) as identified by the Essence Syndromic Surveillance System. The blue line shows the percentage of ILI Emergency Department visits in Winnebago County from our two participating hospitals and the red line shows the regional ILI percentage for counties participating in Essence. This graph displays the most current Essence data, which is through CDC Week 49. ILI for CDC Week 49 for Winnebago County is **2.63 %** , compared with Regional ILI at **2.23%**

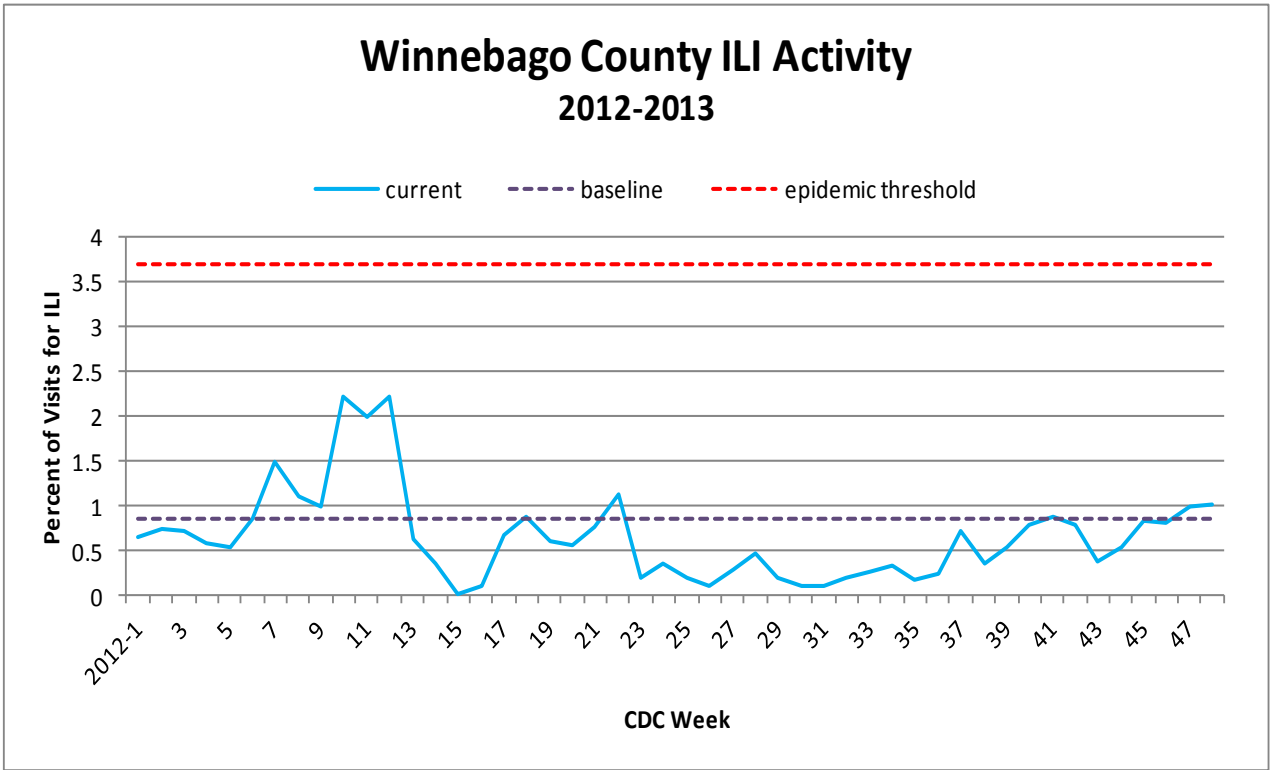


Figure 3 is the representation of visits from our sentinel sites not participating in Essence for ILI. ILI activity among the three sites for CDC Week 48 was: **1.0%**

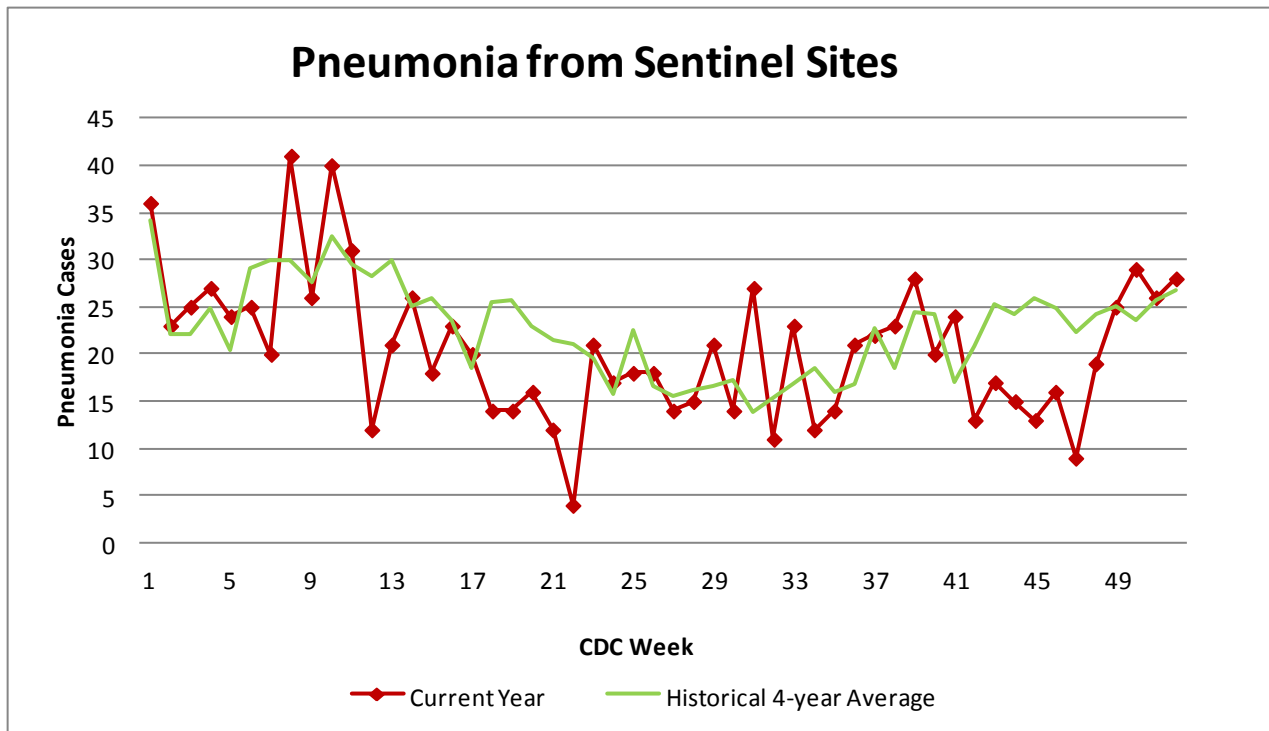


Figure 4 compares the current number of pneumonia hospital admissions (red line) against the 4-year historical average (the green line). For CDC Week 48, we have 19 total hospital admittances reported. Note that all data are preliminary and numbers for weeks 46, 47, and 48 are still arriving.

Outside the County:

Regional Influenza Activity (as of Week 48)

During week 48, the following influenza activity was reported:

- Widespread influenza activity was reported by 8 states (Alabama, Alaska, Mississippi, New York, North Carolina, Ohio, Rhode Island, and South Carolina).
- Regional influenza activity was reported by 15 states (Arkansas, Connecticut, Florida, Georgia, Idaho, Illinois, Iowa, Kentucky, Louisiana, Maine, Pennsylvania, Tennessee, Texas, Utah, and Wyoming).
- Local influenza activity was reported by 15 states (Arizona, Colorado, Kansas, Massachusetts, Michigan, Minnesota, Missouri, New Mexico, North Dakota, Oklahoma, Oregon, South Dakota, Virginia, Washington, and Wisconsin).
- Sporadic influenza activity was reported by the District of Columbia, Guam, and 12 states (California, Delaware, Hawaii, Indiana, Maryland, Montana, Nebraska, Nevada, New Hampshire, New Jersey, Vermont, and West Virginia).
- Puerto Rico and the U.S. Virgin Islands did not report.

ILI Activity Level (Influenza Like Illnesses reported Week 48)

Illinois is LOW on the scale



**Questions/
Comments?**

Health Promotion and
Protection
Winnebago County
Health Department
PO Box 4009
401 Division Street



Public Health
Prevent. Promote. Protect.