



**Weekly Influenza Surveillance Report
CDC Week 10 March 3rd– March 9th, 2013**

In Brief:

Mortality

Confirmed deaths from Pneumonia Week 10: **3**

Percent of deaths due to Pneumonia Week 10: **4.2%**

Influenza-Like Illness Surveillance

Sentinel Site ILI rate -Week 10 Ending March 9th: **.92%**

Pneumonia Hospital Admissions

Week 10 Ending March 9th: **24**

Previous Week 9 Ending March 2nd: **25**

Note: Numbers include 2 hospitals and are one week behind due to reporting methods.

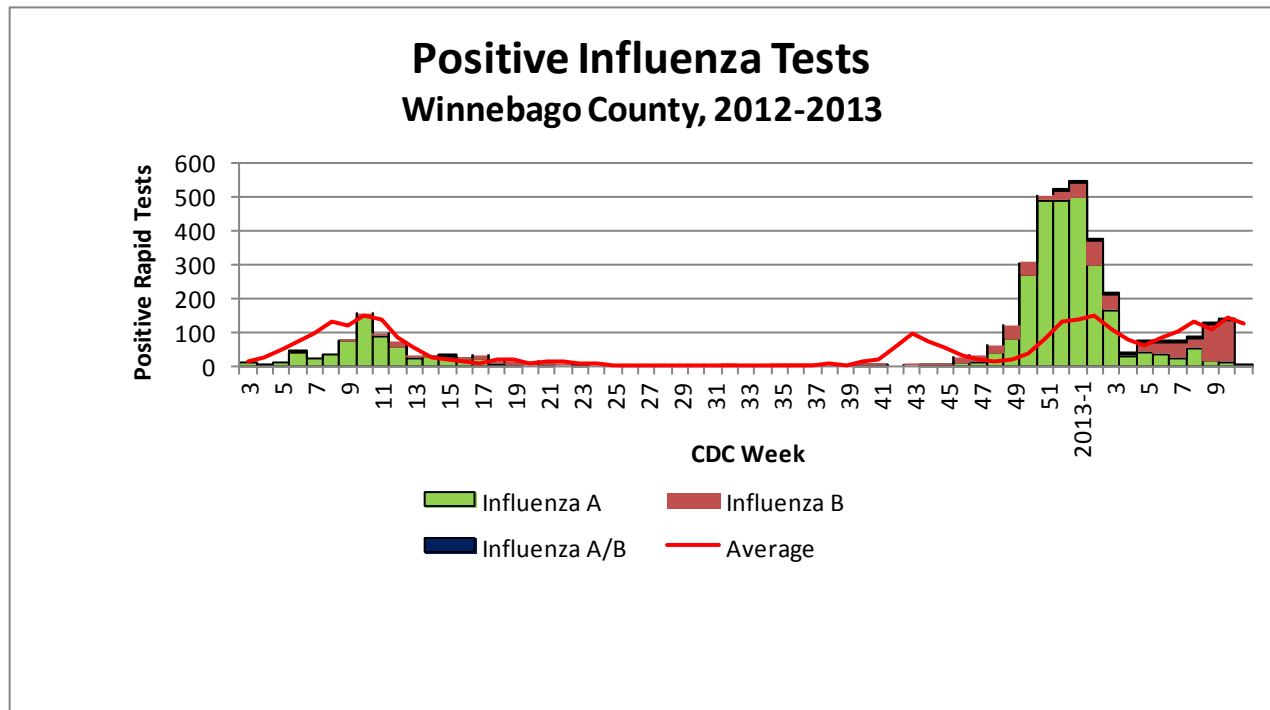


Figure 1 displays the current number of rapid flu cases reported to WCHD and broken down by influenza sub-typing compared to a 4-year historical average (the red line). The average is elevated due to the inclusion of H1N1 data from 2009. 3,284 total positive rapid flu cases have been reported for the 2012-2013 flu season. 134 cases of influenza have been reported for week 10.

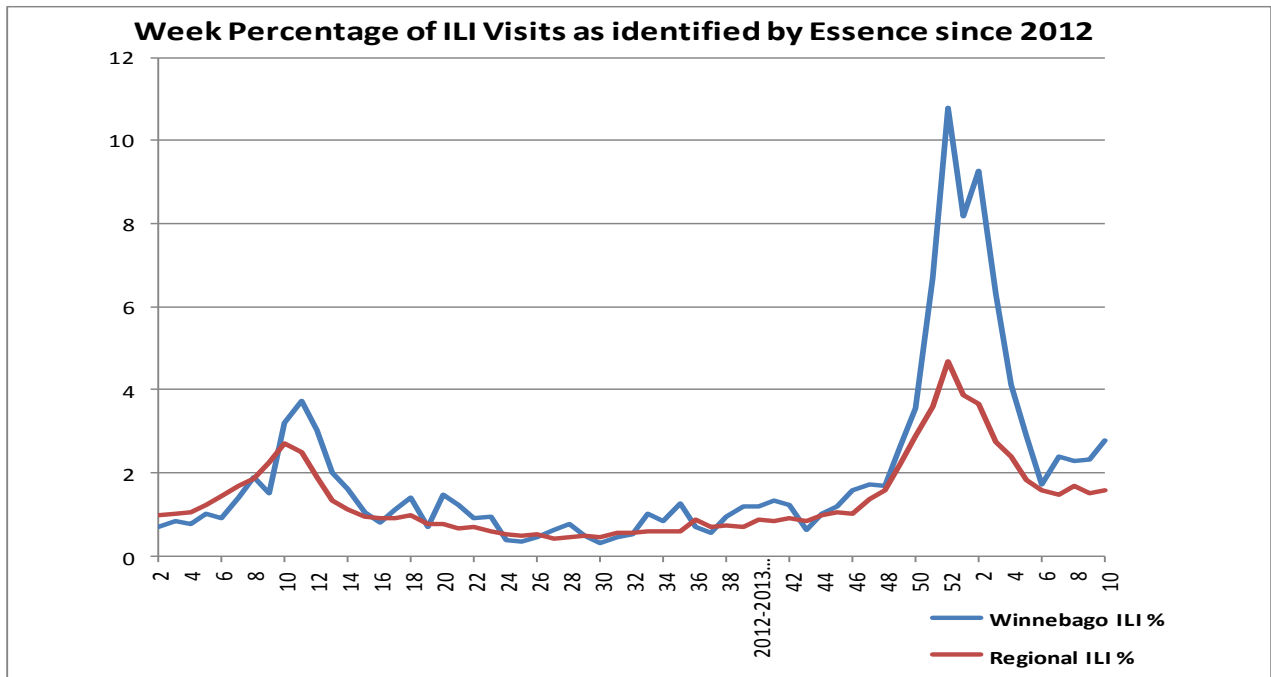


Figure 2 displays the weekly percentage of Influenza-Like Illness (ILI) as identified by the Essence Syndromic Surveillance System. The blue line shows the percentage of ILI Emergency Department visits in Winnebago County from our two participating hospitals. The red line shows the regional ILI percentage for counties participating in Essence. This graph displays the most current Essence data, which is through CDC Week 10. The last week shown is preliminary data depending on how much data is available for the week. ILI for CDC Week 10 for Winnebago County is **2.77%** , compared with Regional ILI at **1.59%**.

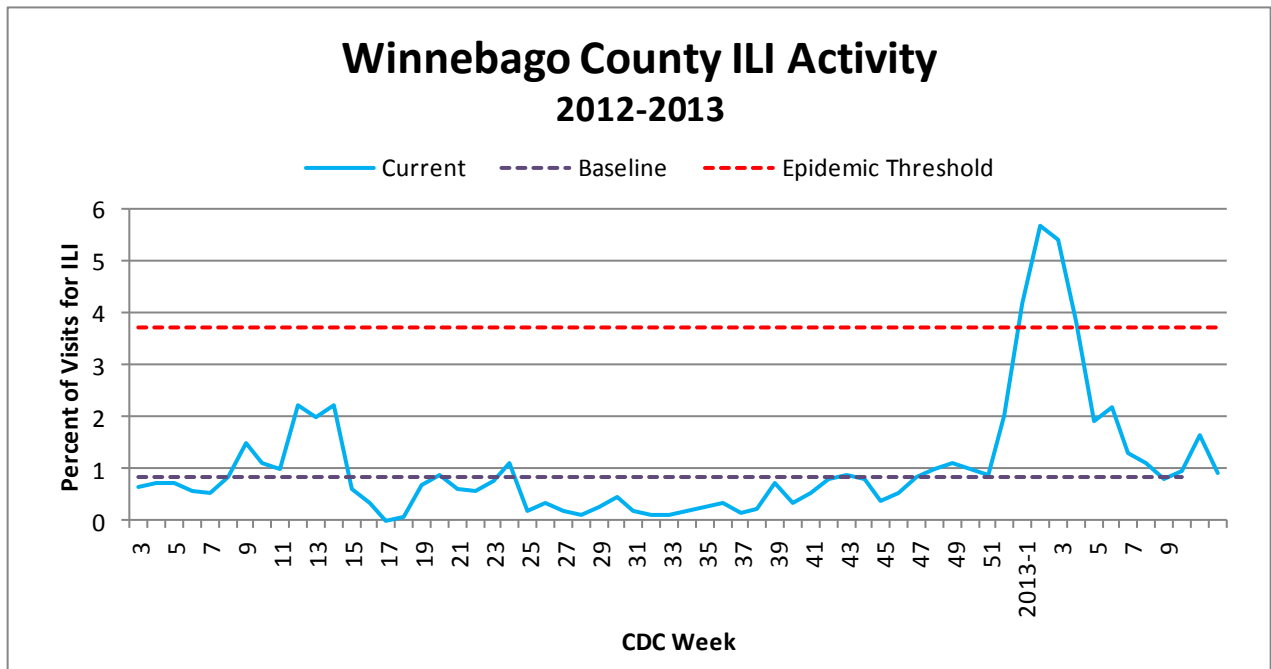


Figure 3 is the representation of visits from our sentinel sites not participating in Essence for ILI. ILI activity among the three sites reporting for CDC Week 10 was: **.92%**

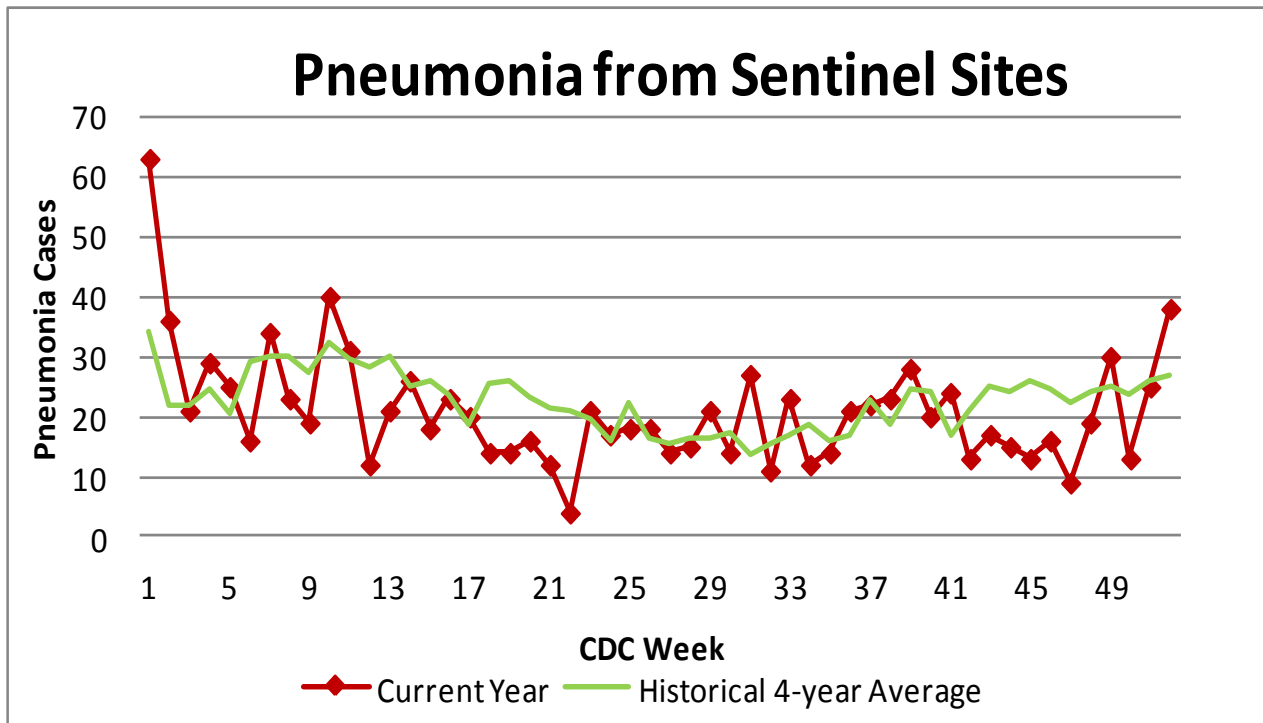


Figure 4 compares the current number of pneumonia hospital admissions (red line) against the 4-year historical average (the green line). For CDC Week 10, we have 24 total hospital admittances reported. Note that all data are preliminary and numbers for weeks 8, 9, and 10 are still arriving.

Outside the County:

Regional Influenza Activity (as of Week 10)

During week 10, the following influenza activity was reported:

- **Widespread influenza activity was reported by 8 states (Connecticut, Massachusetts, Nevada, New Jersey, New York, North Carolina, Ohio, and Virginia).**
- **Puerto Rico and 19 states reported regional influenza activity (Alabama, Alaska, Arizona, California, Colorado, Florida, Idaho, Iowa, Maine, Michigan, Missouri, Montana, New Hampshire, Oklahoma, Oregon, Pennsylvania, Tennessee, Texas, and Utah).**
- **The District of Columbia and 17 states reported local influenza activity (Arkansas, Georgia, Illinois, Kentucky, Louisiana, Minnesota, Mississippi, Nebraska, New Mexico, North Dakota, South Carolina, South Dakota, Vermont, Washington, West Virginia, Wisconsin, and Wyoming).**
- **Six states reported sporadic influenza activity (Delaware, Hawaii, Indiana, Kansas, Maryland, and Rhode Island).**
- **Guam reported no influenza activity.**
- **The U.S. Virgin Islands did not report.**



**Questions/
Comments**

Health Promotion and
Protection
Winnebago County
Health Department
PO Box 4009
401 Division Street



Public Health
Prevent. Promote. Protect.

Influenza Like Illness (as of Week 10)

Illinois is **LOW** on the scale