



Weekly Influenza Surveillance Report CDC Week 5 January 26th– February 1, 2014

In Brief:

Mortality

Confirmed deaths from Pneumonia/Influenza Week 5: **4**

Percent of deaths due to Pneumonia/Influenza Week 5: **6.3%**

Influenza-Like Illness Surveillance

Sentinel Site ILI rate -Week 5 January February 1: **3.22%**

Pneumonia Hospital Admissions

Week 5 Ending January 25th: **28**

Previous Week 4 Ending January 25th : **15**

Note: Numbers include 2 hospitals and are one week behind due to reporting methods.

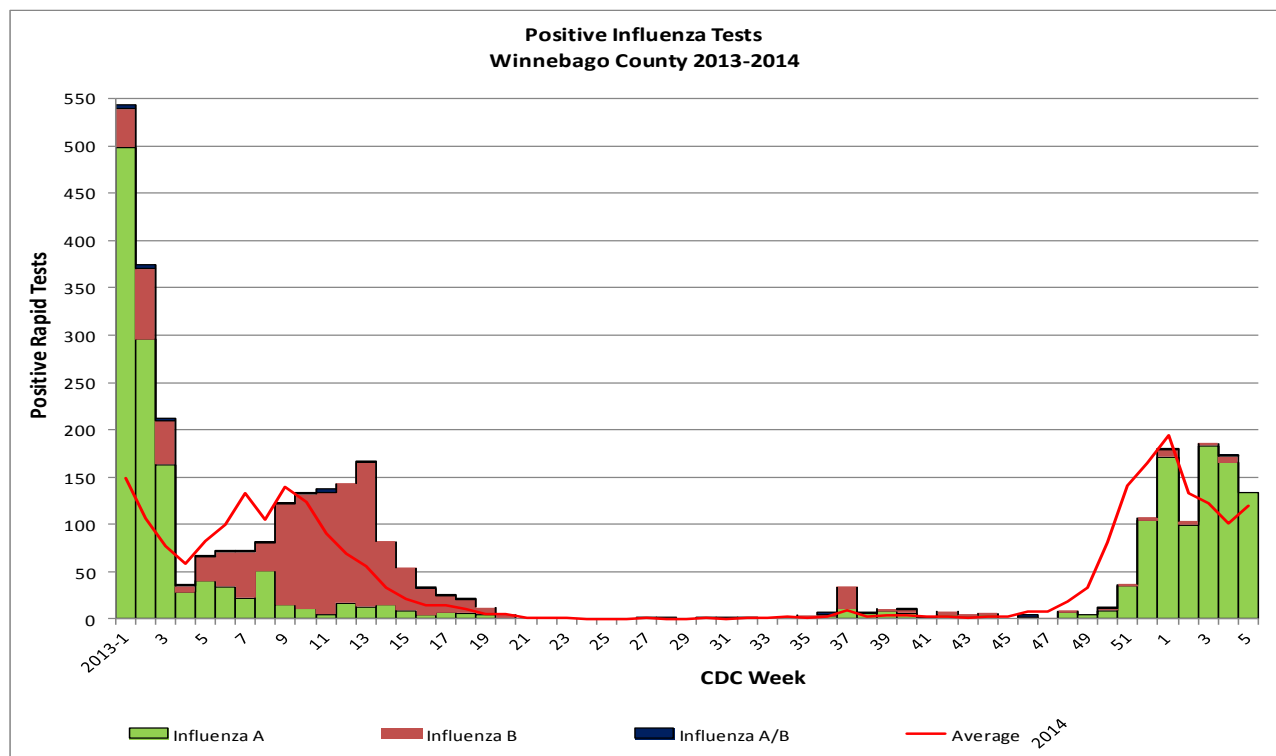


Figure 1 displays the current number of rapid flu cases reported to our department and broken down by influenza sub-typing compared to a 4-year historical average (the red line). One hundred and fifty-two cases of influenza have been reported for week 5.

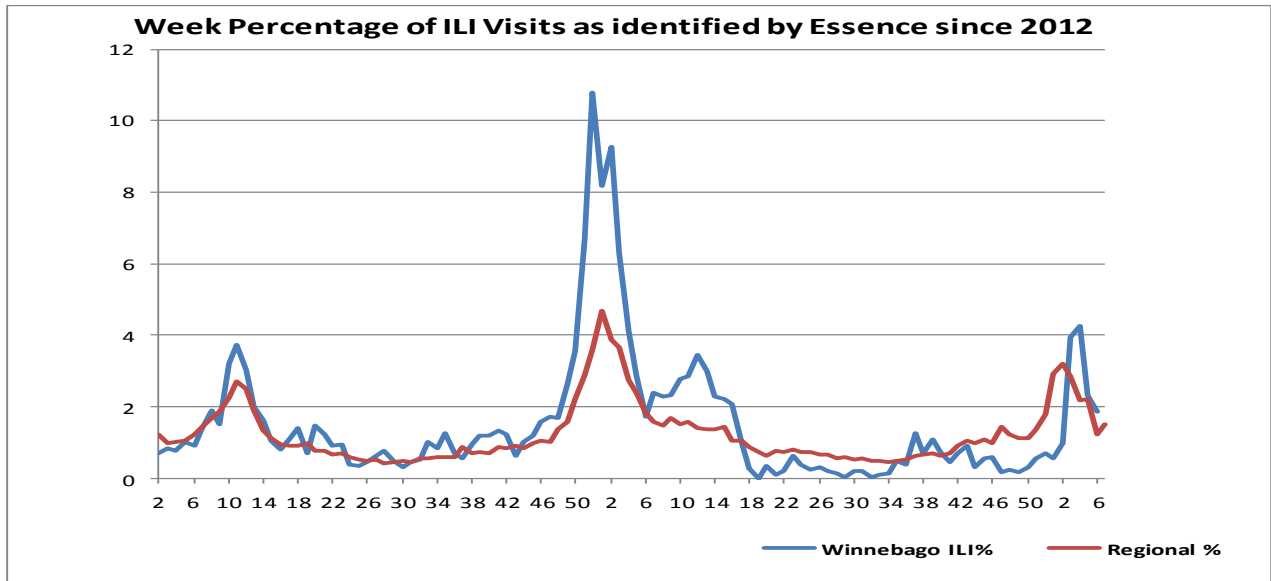


Figure 2 displays the weekly percentage of Influenza-Like Illness (ILI) as identified by the Essence Syndromic Surveillance System. The blue line shows the percentage of ILI Emergency Department visits in Winnebago County from our two participating hospitals and the red line shows the regional ILI percentage for counties participating in Essence. This graph displays the most current Essence data, which is through CDC Week 6. ILI for CDC Week 6 for Winnebago County is **1.86%** , compared with regional ILI at **1.52%**.

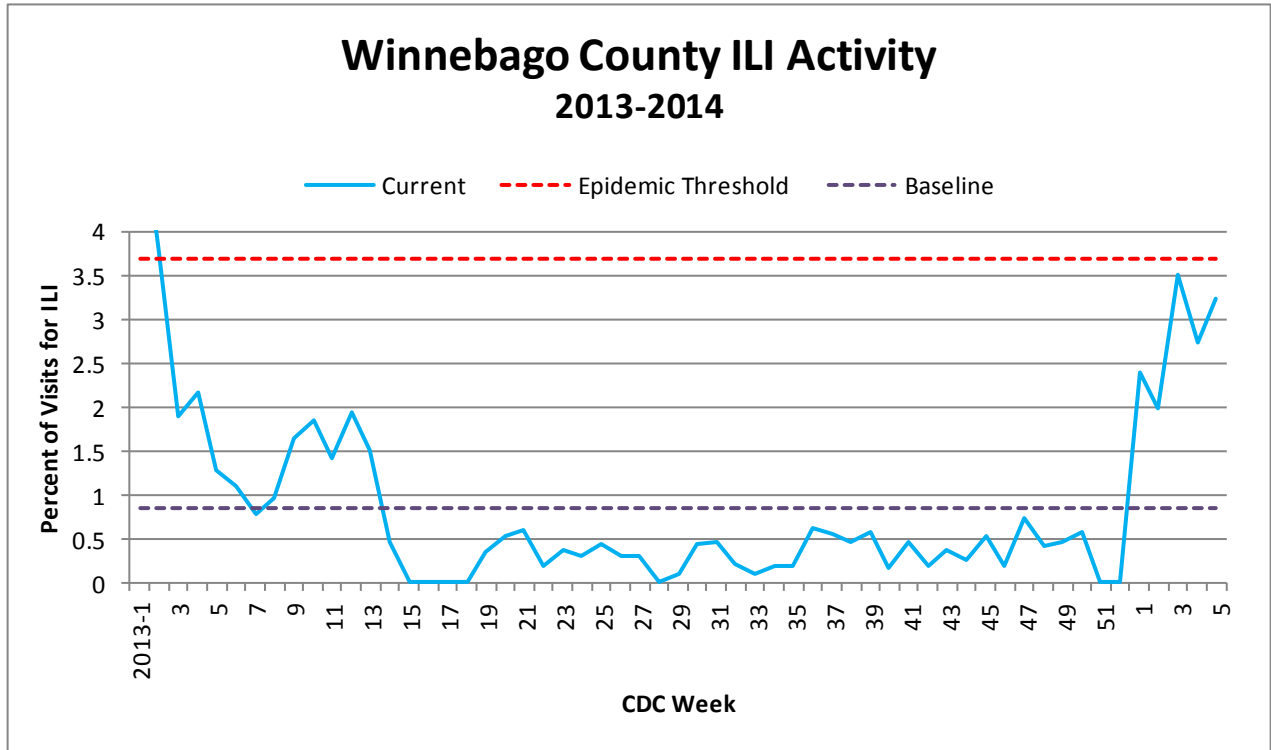


Figure 3 is the representation of visits from our sentinel sites not participating in Essence for ILI. ILI activity among the three sites that reported for CDC Week 5 was **3.22%**

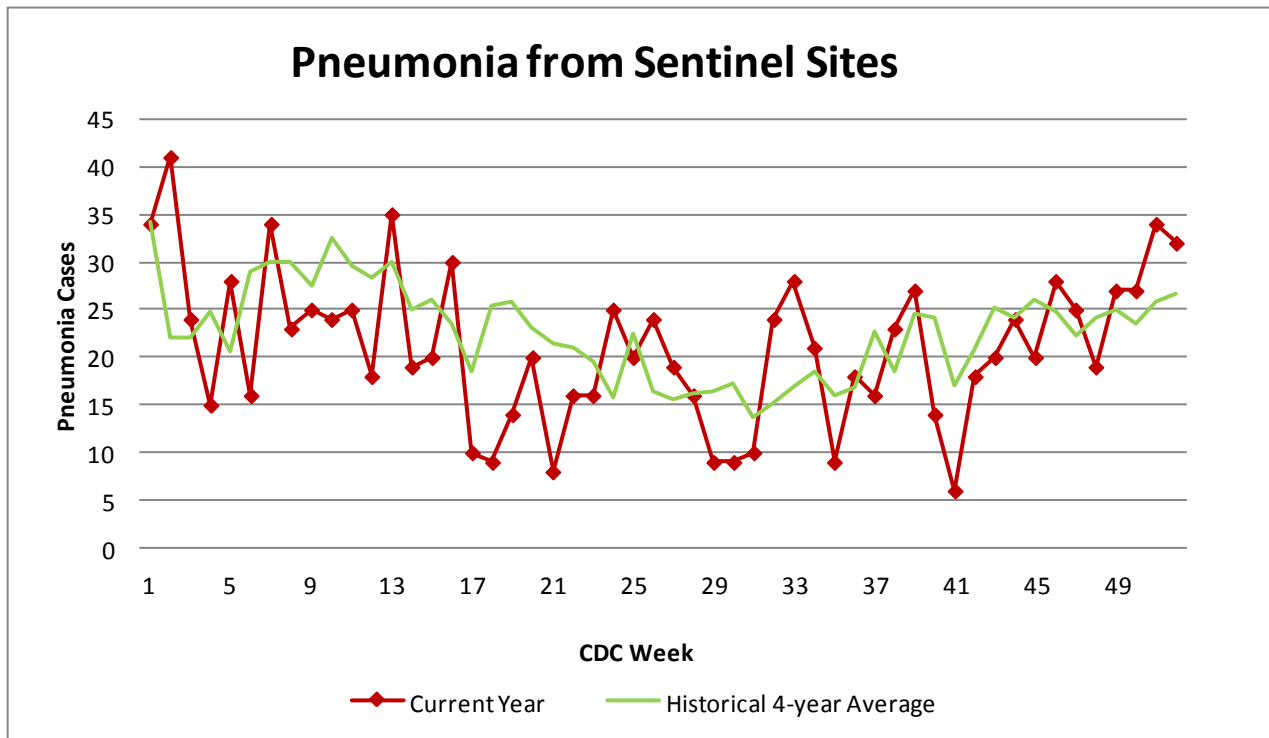


Figure 4 compares the current number of pneumonia hospital admissions (red line) against the 4-year historical average (the green line). For CDC Week 5, we have 28 total hospital admittances reported. Note that all data are preliminary and numbers for weeks 3, 4, and 5 are still arriving.

Outside the County:

During week 5, the following influenza activity was reported:

- **Widespread influenza activity was reported by 29 states (Arizona, Arkansas, California, Connecticut, Delaware, Idaho, Illinois, Indiana, Iowa, Kansas, Maine, Maryland, Massachusetts, Michigan, Missouri, Nebraska, New Hampshire, New Jersey, New York, North Carolina, North Dakota, Ohio, Oklahoma, Pennsylvania, Rhode Island, South Carolina, Vermont, Virginia, and West Virginia).**
- **Regional influenza activity was reported by 19 states (Alabama, Alaska, Colorado, Florida, Georgia, Kentucky, Louisiana, Montana, Minnesota, Nevada, New Mexico, Oregon, South Dakota, Tennessee, Texas, Utah, Washington, Wisconsin, and Wyoming).**
- **The District of Columbia and one state (Mississippi) reported local influenza activity.**
- **Sporadic influenza activity was reported by Guam, Puerto Rico, and one state (Hawaii).**
- **The U.S. Virgin Islands reported no influenza activity.**

Influenza Like Illness Level:

Illinois is MINIMAL on the scale



**Questions/
Comments?**

Health Promotion
and Protection
Winnebago County
Health Department
PO Box 4009



Public Health
Prevent. Promote. Protect.