

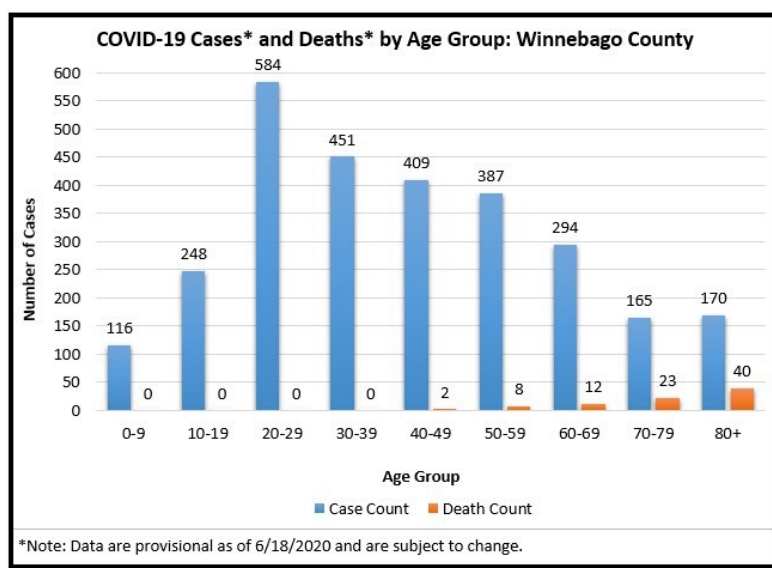
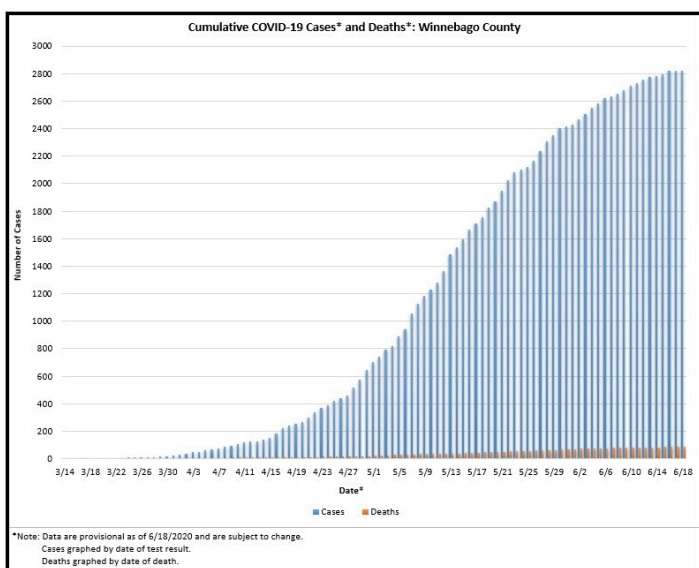
COVID-19 Cases in the Community

Winnebago County

Confirmed Cases 2824
 Deaths 85
 Recovery Rate 93.1%

Available Med/Surg Beds 256
 Total Med/Surg Beds* 554
 Available ICU Beds 73
 Total ICU Beds 169

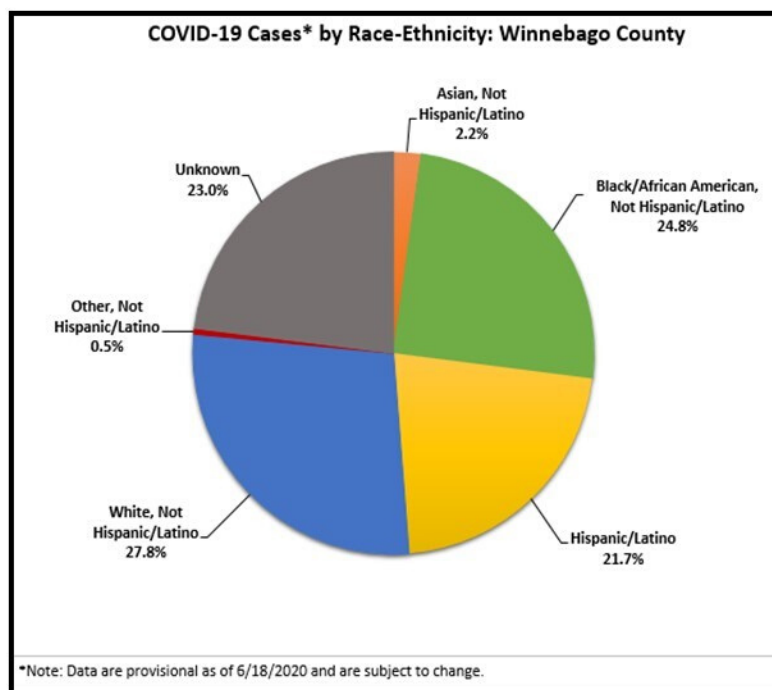
*Total beds count as of 6.17.2020



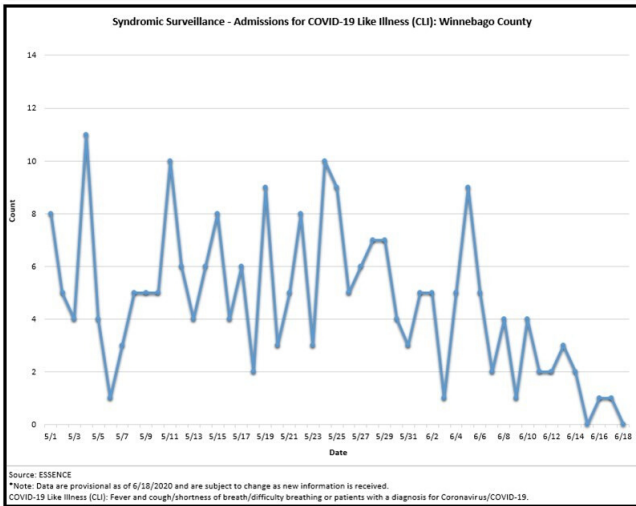
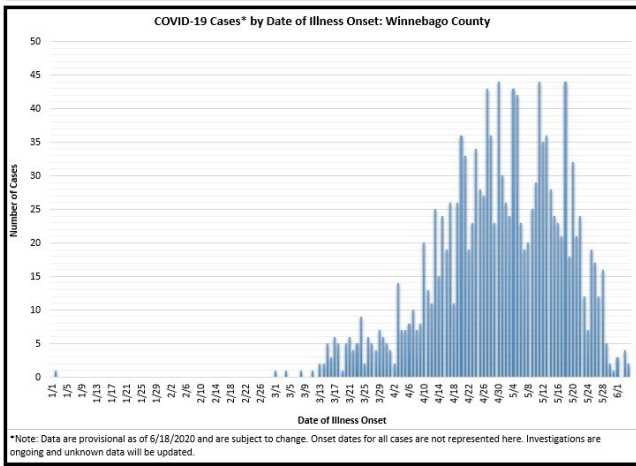
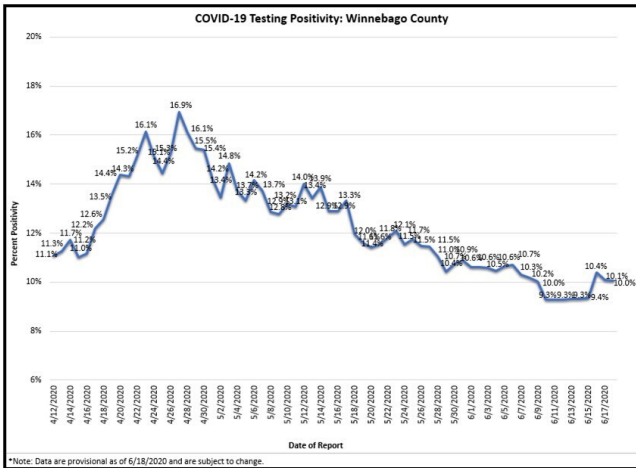
COVID-19 Testing for Winnebago County*

Results	Number of Tests
Positive	2,824
Negative	25,283

*Note: Data are provisional as of 6/18/2020 and are subject to change. Number of negative tests may be higher than reported, as healthcare providers are voluntarily reporting negative results.



Wearing a Mask is Important



Locations of Concern

- Alden Alma Nelson Manor
- Alpine Fireside Health Center
- Amberwood Care Centre
- Bickford Senior Living
- Crimson Pointe
- East Bank
- Fairhaven Christian Retirement Center
- Forrest City Rehab and Nursing
- Linconshire Place
- Luther Center
- PA Peterson
- Presence Cor Mariae
- River Bluff Nursing Home
- Rock River Health Care
- St. Anne Ascension Living
- Van Matre
- Wesley Willows
- Winnebago County Jail
- Winnebago County Juvenile Detention Center

COVID-19 Case^a Rate per 100,000 Population^b: Winnebago County

Zip Code	Rate per 100,000 Population
Winnebago County	956.4
61011	•
61016	806.3
61024	•
61063	217.8
61072	339.1
61073	369.0
61080	509.5
61088	199.3
61101	1542.2
61102	1343.9
61103	1273.5
61104	1619.2
61107	946.2
61108	1478.1
61109	1020.0
61111	438.4
61114	678.2
61115	565.1

*Note: Suppression of unstable rates is carried out for zip codes with counts ≤5. Zip codes that include locations of concern: 61016 (1), 61072 (2), 61101 (3), 61102 (2), 61103 (9), 61107 (5), 61108 (6), 61109 (1), 61111 (3), 61114 (3), 61115 (1).

^aData are provisional as of 6/18/2020 and are subject to change.

^bPopulation data is taken from the Census Bureau's 2010 decennial ZCTAs estimates.

Distribution of COVID-19 Deaths* by Locations of Concern: Winnebago County (n=85)

Locations of Concern	Deaths	
	Count	%
In Congregate Settings	55	64.71%
Non-Congregate Settings	30	35.29%

*Note: Data are provisional as of 6/18/2020 and are subject to change.