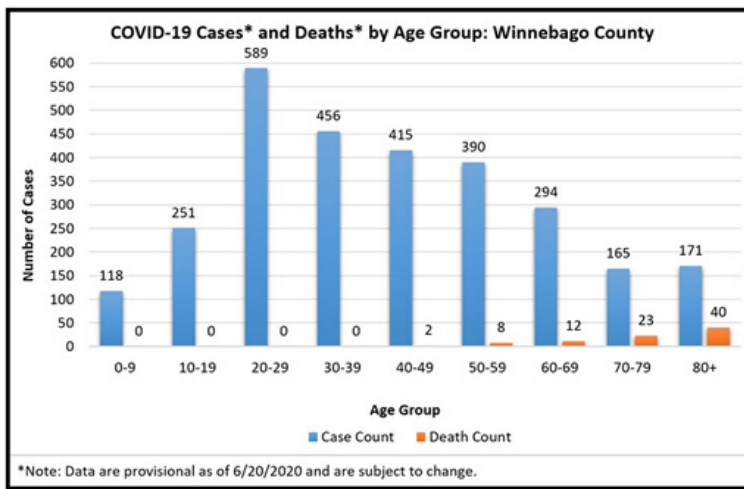
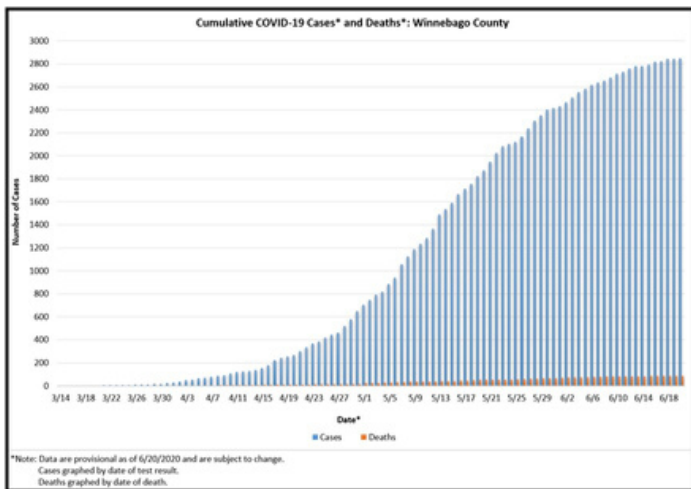


## COVID-19 Cases in the Community

### Winnebago County

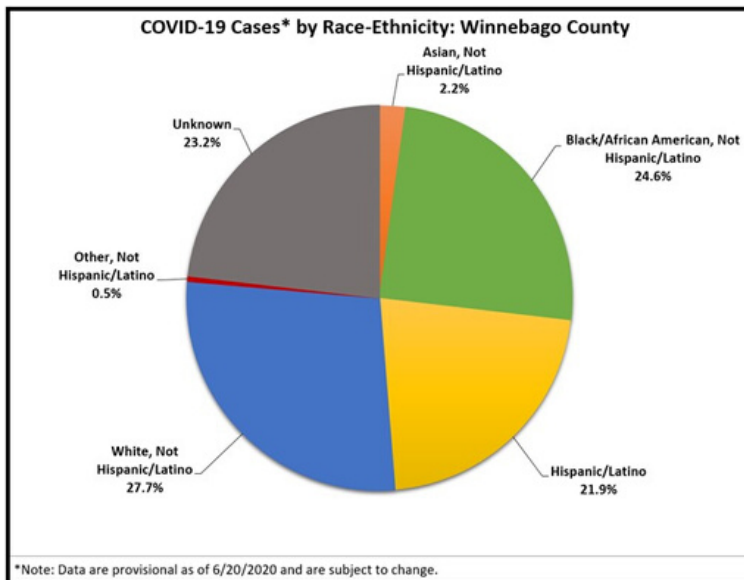
Confirmed Cases 2849  
 Deaths 85  
 Recovery Rate 93.9%

Available Med/Surg Beds 284  
 Total Med/Surg Beds 554  
 Available ICU Beds 88  
 Total ICU Beds 169

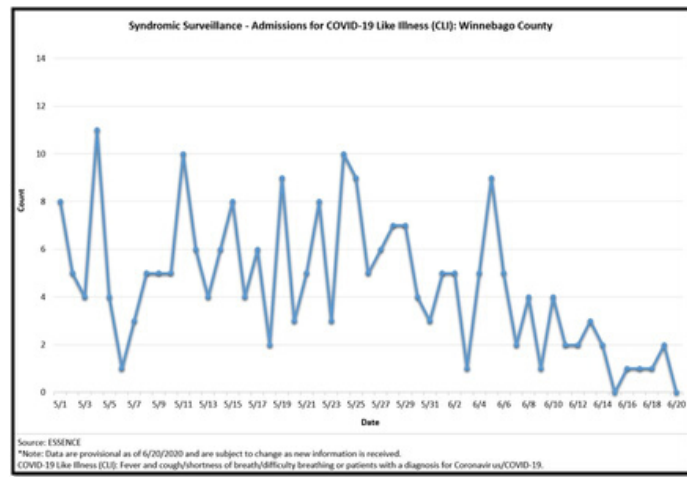
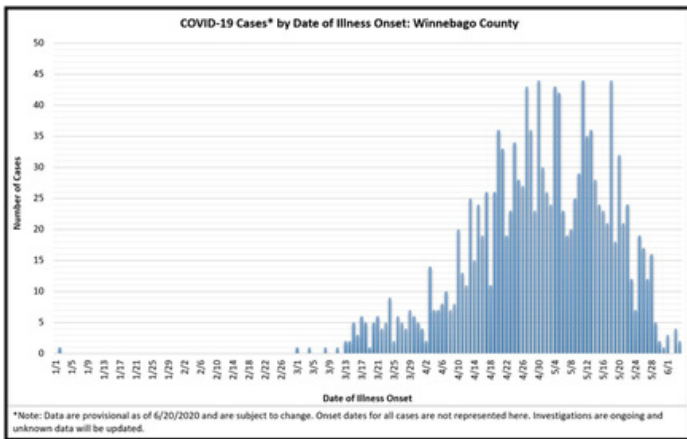
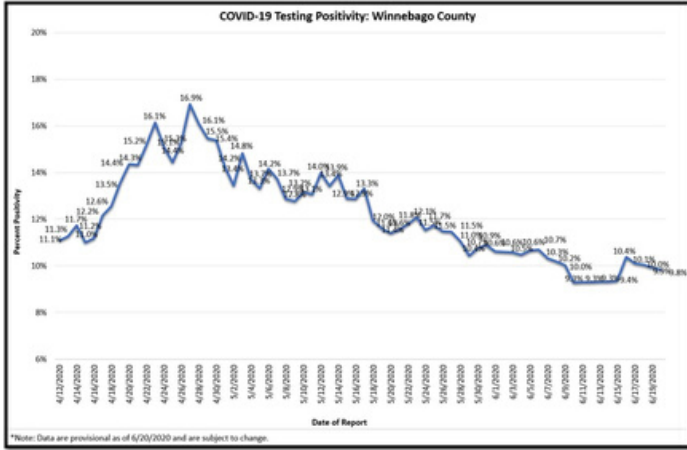


COVID-19 Testing for Winnebago County*	
Results	Number of Tests
Positive	2,849
Negative	26,120

\*Note: Data are provisional as of 6/20/2020 and are subject to change. Number of negative tests may be higher than reported, as healthcare providers are voluntarily reporting negative results.



# Wearing a Mask is Important



## Locations of Concern

- Alden Alma Nelson Manor
- Alpine Fireside Health Center
- Amberwood Care Centre
- Anam Care
- Bickford Senior Living
- Crimson Pointe
- East Bank
- Fairhaven Christian Retirement Center
- Forrest City Rehab and Nursing
- Linconshire Place
- PA Peterson
- Presence Cor Mariae
- River Bluff Nursing Home
- Rock River Health Care
- St. Anne Ascension Living
- Van Matre
- Wesley Willows
- Winnebago County Jail
- Winnebago County Juvenile Detention Center

## COVID-19 Case<sup>a</sup> Rate per 100,000 Population<sup>b</sup>: Winnebago County

Zip Code	Rate per 100,000 Population
<b>Winnebago County</b>	<b>964.9</b>
61011	*
61016	806.3
61024	*
61063	217.8
61072	339.1
61073	374.0
61080	509.5
61088	199.3
61101	1551.4
61102	1358.5
61103	1285.7
61104	1645.1
61107	962.6
61108	1481.6
61109	1023.5
61111	442.7
61114	684.6
61115	569.5

\*Note: Suppression of unstable rates is carried out for zip codes with counts ≤5. Zip codes that include locations of concern: 61016 (1), 61072 (2), 61101 (3), 61102 (2), 61103 (9), 61107 (5), 61108 (6), 61109 (1), 61111 (3), 61114 (3), 61115 (1).

<sup>a</sup>Data are provisional as of 6/20/2020 and are subject to change.

<sup>b</sup>Population data is taken from the Census Bureau's 2010 decennial ZCTA5 estimates.

## Distribution of COVID-19 Deaths\* by Locations of Concern: Winnebago County (n=85)

Locations of Concern	Deaths	
	Count	%
In Congregate Settings	55	64.71%
Non-Congregate Settings	30	35.29%

\*Note: Data are provisional as of 6/20/2020 and are subject to change.