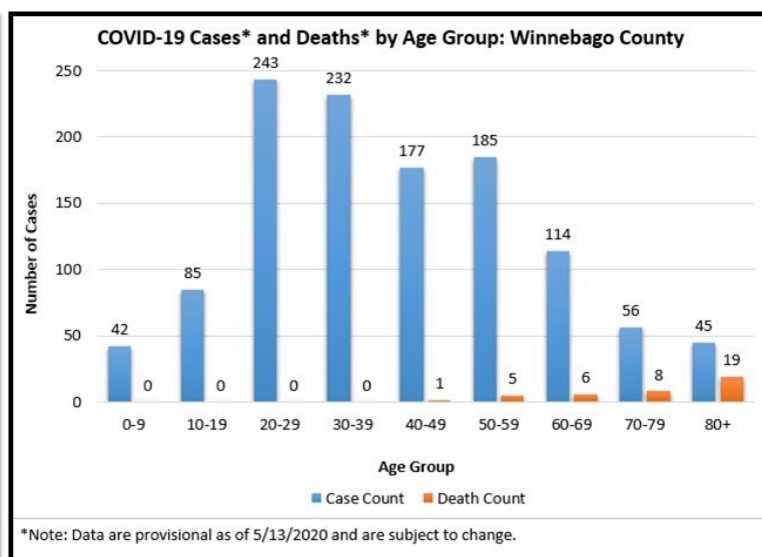
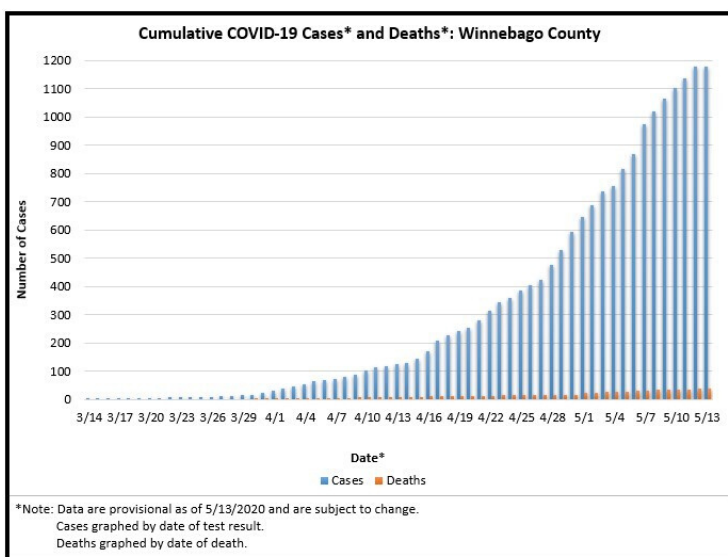


COVID-19 Cases in the Community

Winnebago County

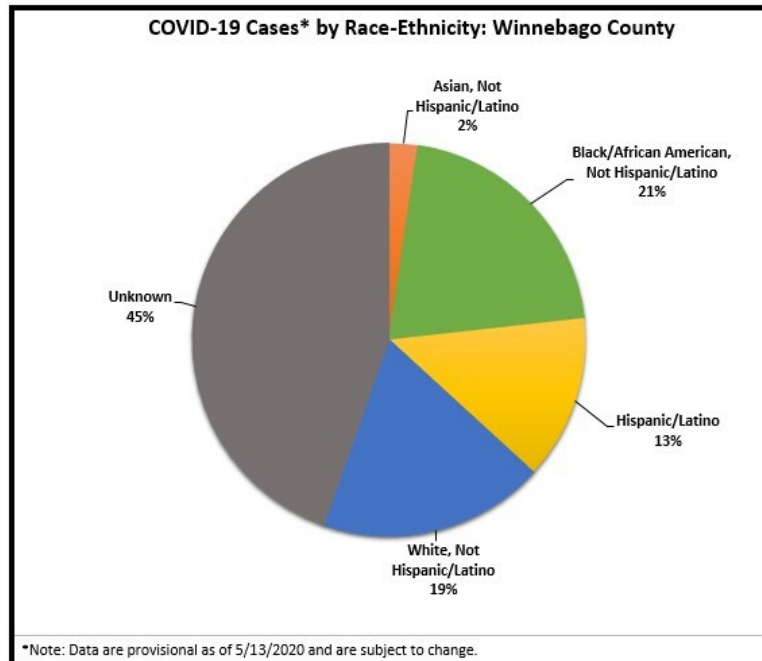
Confirmed Cases 1,179
 Deaths 39
 Recoveries 233

Available Med/Surg Beds 210
 Total Med/Surg Beds 485
 Available ICU Beds 42
 Total ICU Beds 119

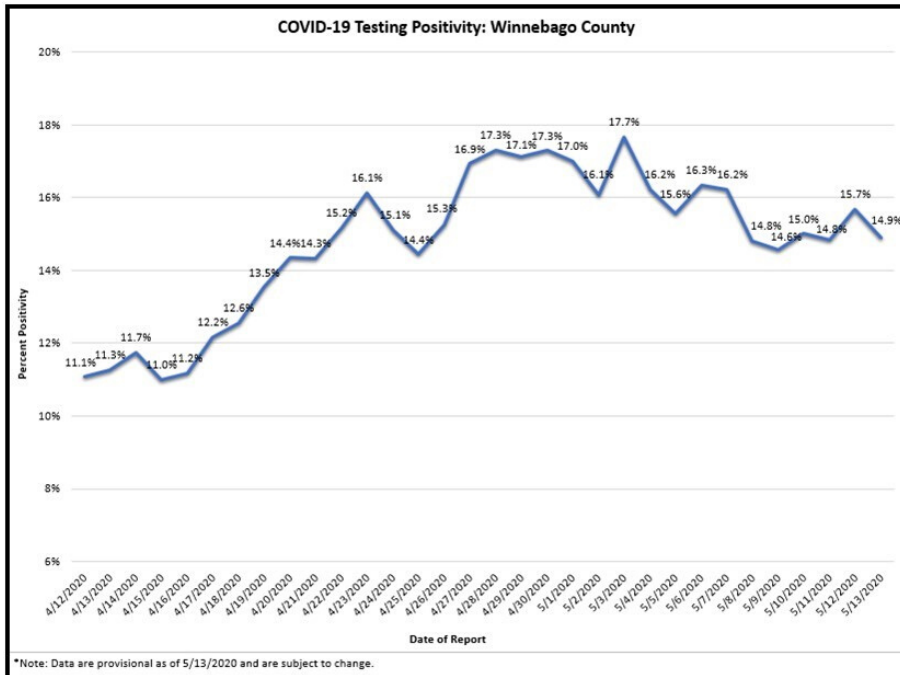


Results	Number of Tests
Positive	1179
Negative	6742
Pending	4708
Total Tests	12629

*Note: Data are provisional as of 5/13/2020 and are subject to change. Number of negative tests may be higher than reported, as healthcare providers are voluntarily reporting negative results.



Staying At Home Matters



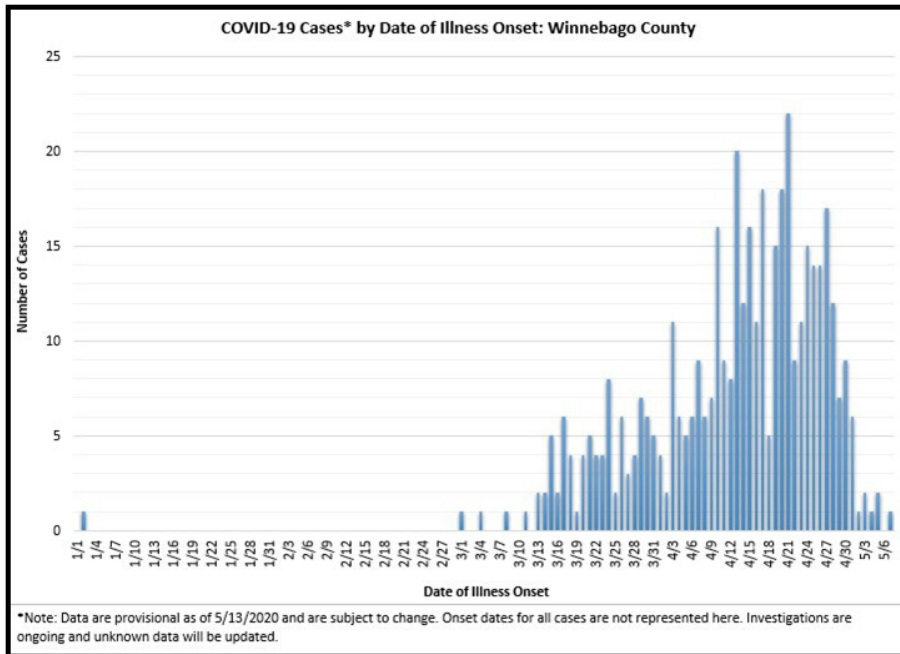
COVID-19 Case^a Rate per 100,000 Population^b: Winnebago County

Zip Code	Rate per 100,000 Population
Winnebago County	399.3
61008	•
61016	454.8
61024	•
61063	•
61072	169.5
61073	134.6
61080	235.9
61088	•
61101	727.1
61102	594.0
61103	484.2
61104	762.9
61107	312.1
61108	588.4
61109	434.1
61111	212.8
61114	215.5
61115	228.6

*Note: Suppression of unstable rates is carried out for zip codes with counts ≤5. Zip codes that include locations of concern: 61016 (1), 61072 (1), 61101 (1), 61102 (2), 61103 (6), 61107 (5), 61108 (5), 61109 (1), 61111 (2), 61115 (1).

^aData are provisional as of 5/13/2020 and are subject to change.

^bPopulation data is taken from the Census Bureau's 2010 decennial 2CTA5 estimates.



Distribution of COVID-19 Deaths* by Locations of Concern: Winnebago County (n=39)

Locations of Concern	Deaths	
	Count	%
In Congregate Settings	26	66.67%
Non-Congregate Settings	13	33.33%

*Note: Data are provisional as of 5/13/2020 and are subject to change.

Locations of Concern

- Alden Alma Nelson Manor
- Amberwood Care Centre
- Anam Care
- The Atrium
- Crimson Pointe
- Forrest City Rehab and Nursing
- Goldie B Floberg Center
- Linconshire Place
- Milestone
- Peterson Meadows
- River Bluff Nursing Home
- Robert Webb Terrace
- Rock River Health Care
- Rockford Rescue Mission
- Rosecrance Griffin Williamson Campus
- St. Anne Ascension Living
- Stepping Stones of Rockford
- Van Matre
- Winnebago County Jail